



▶▶ LETSBUILD 2024 Product
Updates

Strengthening today, Shaping tomorrow

The construction industry has always been a space of resilience and adaptability. Over the past year, we've seen challenges persist—rising material costs, unpredictable schedules, and the ongoing demand for faster, higher-quality delivery. In 2024, while our ambitious goals faced delays, these challenges reinforced the importance of a steady, customer-centric approach to innovation.

At LetsBuild, we believe in transparency. Last year, we set bold expectations for transforming our applications and accelerating the adoption of digital tools across construction sites. However, the road to innovation is rarely linear. This year, we made the strategic decision to pause development on LB Site Diary to focus all of our resources on LB Aproplan and LB Geniebelt, our core products. This shift allows us to double down on improving stability, refining features, and exploring opportunities for new and exciting capabilities. Though our original plans for 2024 were more ambitious, these foundational steps are critical for the future we're building together.

As we look ahead, it's clear that modern construction requires tools that not only support day-to-day processes but also empower teams to navigate the complexities of site management. This belief drives our next step: Co-piloting construction with automation and AI. By leveraging these technologies, we aim to help site teams optimize timelines, foresee and prevent risks, and make data-driven decisions in real time.

While our immediate focus remains on delivering enhancements to LB Aproplan and LB Geniebelt, we are also preparing for a future where AI becomes an essential part of construction management. Early adopters will gain a competitive edge, but eventually, co-piloted construction will become the standard. Our commitment is to guide our customers through this transformation, ensuring they are equipped to thrive.

Thank you for being part of this journey with us. Together, we're not just adapting to change—we're building the future of construction.



Peter Drechsler,

CPO at LetsBuild

Want to learn more?

Help center

All our applications, from A to Z: user guides, explanation videos, handwritten articles... It's all there!

Co-creation

An essential part of our company's DNA, take part in the evolution of LetsBuild and help us innovate and grow together!



What's included?

Feature name

A detailed description about the newly introduced feature.



← *Feature description*

Benefits

The direct benefits the new feature brings to your projects.

← *Feature added value*

Platform



Telling figures



LB Aproplan



LB Geniebelt



Table of Contents

LB Aproplan
LB Geniebelt

7
49





LB Aproplan

Your site partner for seamless snagging, quality and safety management

For **builders**, by **builders**.

LB Aproplan



1 Modernising document viewing technology

Elevating the document viewing experience, increasing reliability and flexibility while adding new features

2 Strengthening infrastructure for stability

Ensuring seamless and dependable performance with a revamped sync framework.

3 Building the future with LB Aproplan 2.0

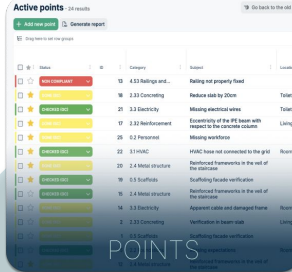
Creating a modernised web app for a more intuitive and future-ready platform.

2024 - A year of Co-creation

In 2024, we partnered with a select **group of clients** to form the LB Aproplan **Co-Creation group**. Through regular feedback sessions and collaboration, this group played a crucial role in influencing our product roadmap. Their insights, ideas, and real-world experiences helped us fine-tune features, prioritise updates, and create a more tailored solution for all users.

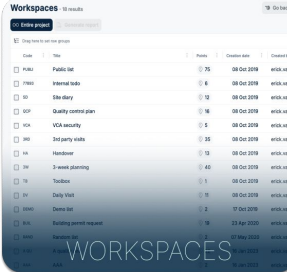
Thanks to the invaluable input from our co-creation group, we were able to build a product that better meets the needs of our clients, ensuring LB Aproplan evolves with the challenges and expectations of the industry.

JOIN OUR CO-CREATION GROUP



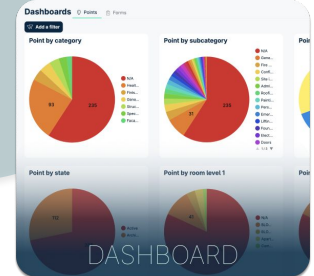
Status	Category	Subject	Location
Not completed	4.3.3 Fixings and...	Rating not properly fixed	
Completed	2.3.3 Concreting	Reduce slab by 20cm	Tower 2
Completed	3.3 Electricity	Missing electrical wires	Tower
Completed	3.2.2 Infrastructure	Equipping of the lift shaft with respect to the concrete column	Living
Completed	4.1 Perimeter	Missing windows	
Completed	3.1 HVAC	HVAC hoses not connected to the grid	Room 1
Completed	2.4 Model structure	Reinforced frame works in the wall of the staircase	
Completed	3.3 Scaffolds	Scaffolding facade verification	
Completed	2.4 Model structure	Reinforced frame works in the wall of the staircase	
Completed	3.3 Electricity	Apparent cables and damaged frame	Room 1
Completed	2.3.3 Concreting	Vertical cracks in beam slab	Living

POINTS



Code	Title	Points	Creation date	Status
PA01	Public list	75	08 Oct 2019	work stopped
PA02	Internal info	6	08 Oct 2019	work stopped
PA03	Site diary	12	08 Oct 2019	work stopped
PA04	Quality control plan	16	08 Oct 2019	work stopped
PA05	VCA security	5	08 Oct 2019	work stopped
PA06	Daily safety visits	38	08 Oct 2019	work stopped
PA07	Workshop	18	08 Oct 2019	work stopped
PA08	3-week planning	40	08 Oct 2019	work stopped
PA09	Toolbox	1	08 Oct 2019	work stopped
PA10	Daily Visit	19	08 Oct 2019	work stopped
PA11	Demos list	2	17 Oct 2019	work stopped
PA12	Building control request	18	23 Apr 2020	work stopped
PA13	Handover	1	21 May 2020	work stopped
PA14	Handover	1	21 May 2020	work stopped
PA15	Handover	1	21 May 2020	work stopped

WORKSPACES



DASHBOARD



	Q1 '24	Q2 '24	Q3 '24	Q4 '24
Points 2.0	Points 2.0 rollout and continuous improvements			
	Multi-column sorting	Custom fields in Excel export	Easy access 'mark as important'	Standard bulk actions
	Enhanced performance on points page	Excel export easily accessible	Sharable points URL	New bulk actions
		Enhanced search & filter by ID	Document viewer opens as window	
Documents	New document viewer rollout and continuous improvements			
	Page selector in multi-page documents	Annotate during point creation	Pill sizes adapts to zoom level of plan on mobile	Export documents from Aproplan on mobile
	Search in documents	Download documents with content over them		Easily navigate between attachments on mobile
		Extended annotation options		
Other areas	Workspaces page refresh	Improved mobile synchronisation	Web Single Sign On (SSO)	
		Project Points Dashboards 2.0	Upgraded report data	
		Project Forms Dashboards 2.0	Company dashboards 2.0	

NEW FEATURE

Single Sign-On (SSO)

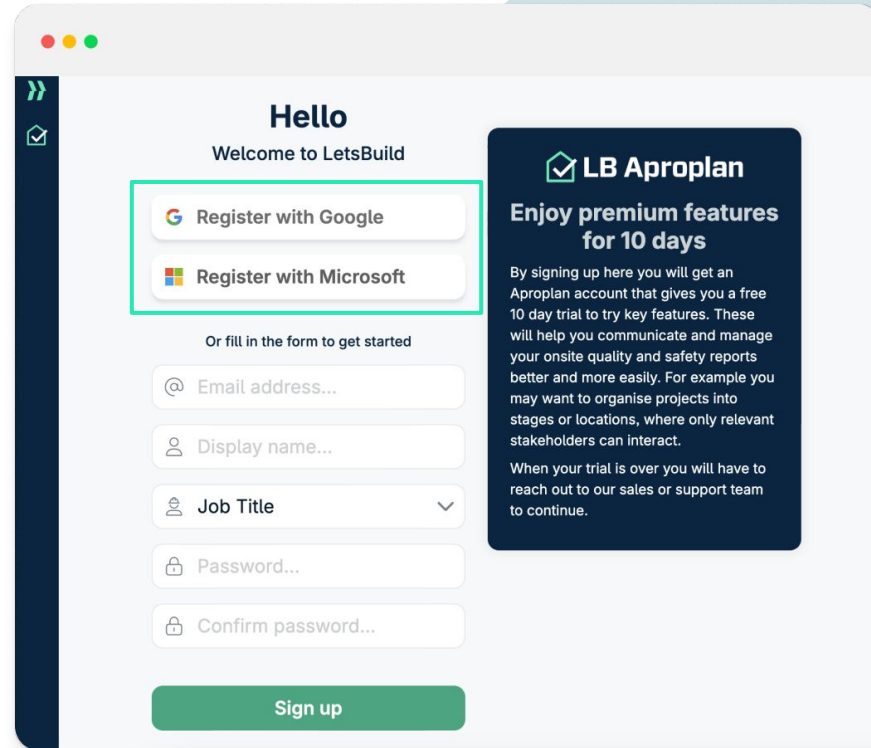
Tired of having to remember the passwords to numerous applications? We've made sure that LB Aproplan doesn't bother you with that any more!

Thanks to SSO, you can now use your Microsoft or Google account to connect to LB Aproplan through the web app.


Benefits


An easier login process for users and greater control for IT administrators over employee access to LB Aproplan.

Web



Hello
Welcome to LetsBuild

 Register with Google

 Register with Microsoft

Or fill in the form to get started

@ Email address...


👤 Display name...

👤 Job Title

🔒 Password...

🔒 Confirm password...

Sign up

 **LB Aproplan**
Enjoy premium features for 10 days

By signing up here you will get an Aproplan account that gives you a free 10 day trial to try key features. These will help you communicate and manage your onsite quality and safety reports better and more easily. For example you may want to organise projects into stages or locations, where only relevant stakeholders can interact.

When your trial is over you will have to reach out to our sales or support team to continue.

Mobile synchronisation has been improved

Enjoy a more **reliable synchronisation** experience with fewer issues. Apart from the enhanced reliability, the system now provides improved troubleshooting instructions, allowing you to resolve problems quickly and efficiently on your own when possible.

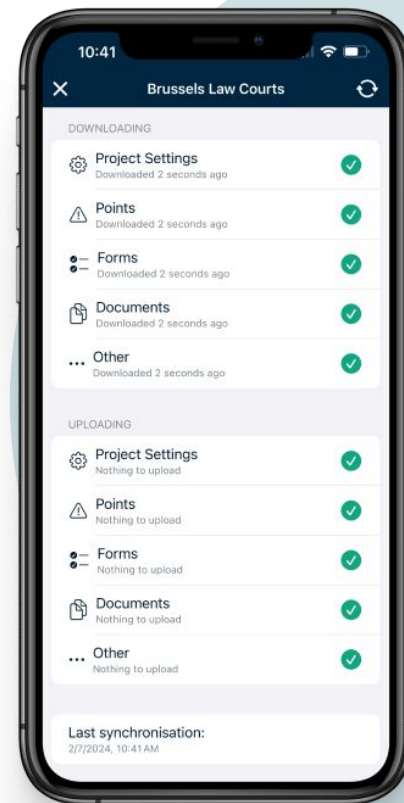
How to view the new sync page:

- On your mobile app, select a project
- Click on the 3 lines icon and navigate to the “Synchronisation” tab.

Benefits

Spend less time troubleshooting and enjoy more dependable synchronisation, enabling you to focus on your work without interruptions.

Mobile



NEW FEATURE

Upgraded data shown in points' & forms' reports

We've improved the data in generated reports to make them more meaningful and tailored to your needs. Here's a summary of the latest updates:

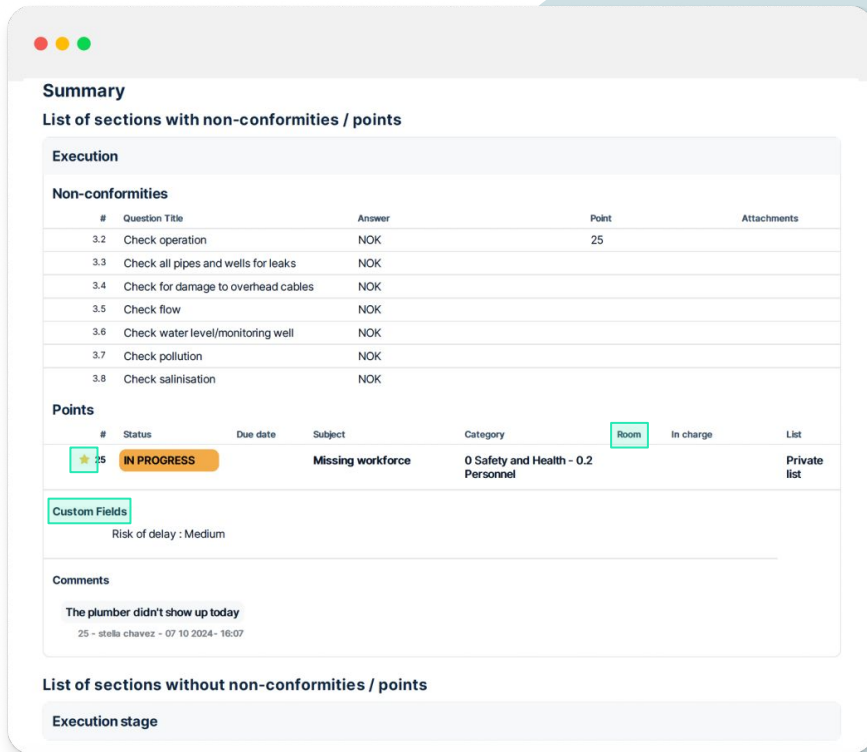
- The "Important" label is now more visible in points reports.
- Room and custom fields are displayed for points linked to questions in form reports.
- The "Answered by" column has been removed from form reports.
- Comments in points reports are no longer accidentally cropped at the end of the page.

Benefits

This release improves the clarity and accuracy of your reports, making them more streamlined and easier to interpret.

Web

Mobile



Summary
List of sections with non-conformities / points

Execution

Non-conformities

#	Question Title	Answer	Point	Attachments
3.2	Check operation	NOK	25	
3.3	Check all pipes and wells for leaks	NOK		
3.4	Check for damage to overhead cables	NOK		
3.5	Check flow	NOK		
3.6	Check water level/monitoring well	NOK		
3.7	Check pollution	NOK		
3.8	Check salinisation	NOK		

Points

#	Status	Due date	Subject	Category	Room	In charge	List
25	IN PROGRESS		Missing workforce	0 Safety and Health - 0.2 Personnel			Private list

Custom Fields
Risk of delay : Medium

Comments
The plumber didn't show up today
25 - stella chavez - 07 10 2024 - 16:07

List of sections without non-conformities / points

Execution stage

Project Dashboards 2.0

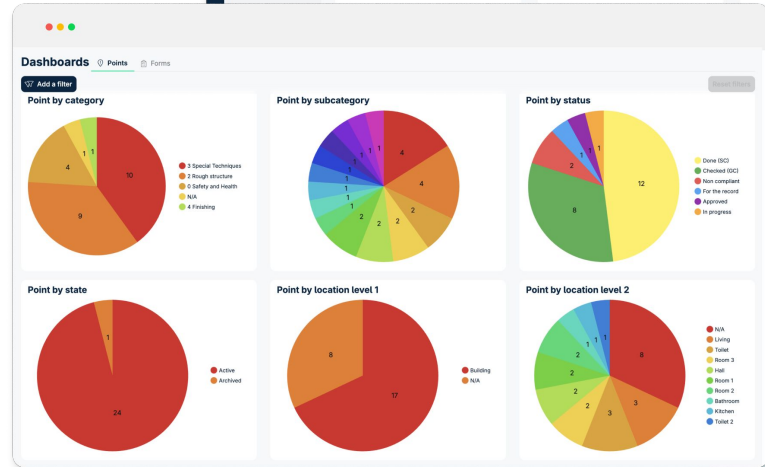
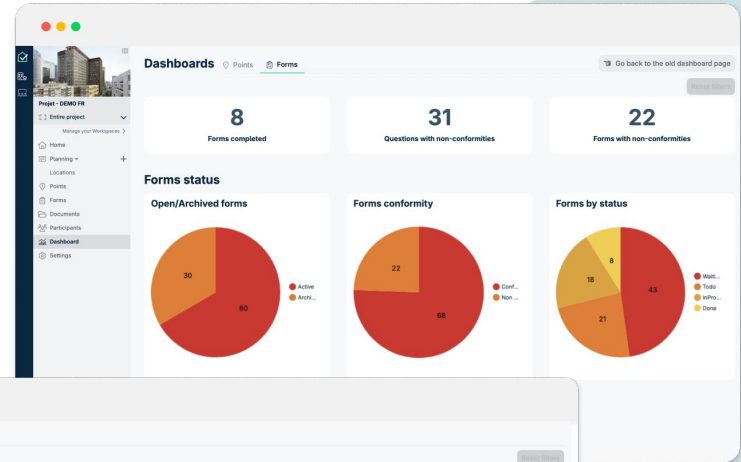
Say hello to the new and improved Project Dashboards!

Points & Form project dashboards are now faster, fresher and more reliable. Analyse and act on the trends that arise in your project: view the number of points per category, status or location, forms completed with or without non-conformities, check which disciplines or contactor companies have the most non-conformities and more!

Benefits

Get more insights about your issues and inspection management processes: what works, what generates issues, what is optimised and, ultimately, where is your effort best invested to improve your project's operations.

Web



NEW FEATURE

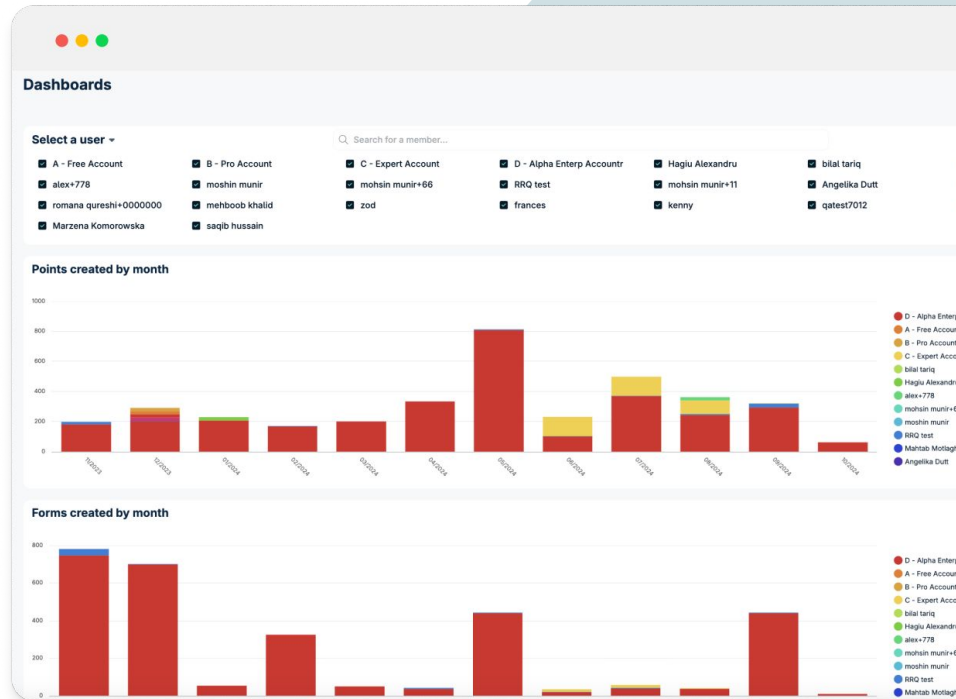
Company dashboards 2.0

Welcome the revamped company dashboards! Just like project dashboards, company dashboards have received a revamp, making them more efficient and more flexible for us to build upon towards the future of cross-project KPI tracking. In the meantime, lean on company dashboards to keep track of points & forms activity of your organisation's members.

Benefits

Visualise and get insights regarding the engagement of your company members around points & forms.

Web



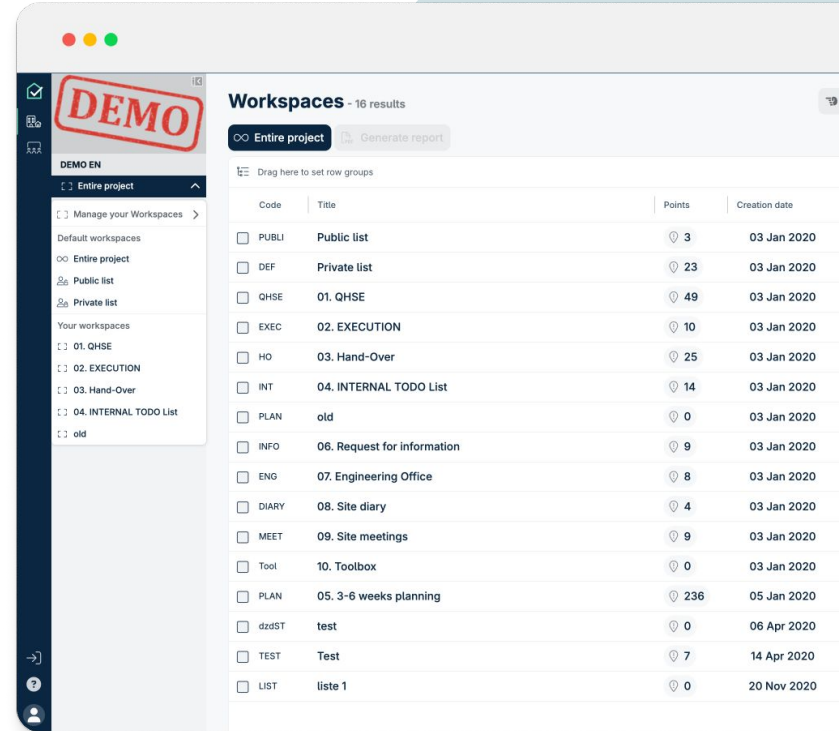
Lists evolved into Workspaces!

We've heard construction people say – "Having 100 people in a project should mean organised collaboration, not chaos!".

With workspaces, you can now filter, sort and group as in other modules. As you might end up with quite a lot of them, especially on residential projects, it's now easier to search directly for a specific workspace, saving you some scrolling time.

Benefits

The foundation to modernise one of LB Aproplan's strongest features. Today we start with enhanced filters and sorting, tomorrow we'll revamp bulk actions: We know you struggle when updating the access rights of many people in a list. We're cooking something you'll love. Stay tuned! 😊

Web




LB Aproplan

FOCUS ON...

POINTS

Active points - 285 results

+ Add new point

Generate report

Drag here to set row groups

<input type="checkbox"/>	Status	ID	Category	Subject
<input type="checkbox"/>	CHECKED (GC)	HSE.1.105	Confined space	test
<input type="checkbox"/>	DONE (SC)	INFO.1.10	Waste	Waste on the floor
<input type="checkbox"/>	CHECKED (GC)	HSE.1.25	Roofing	Access hatch is missing
<input type="checkbox"/>	IN PROGRESS	HO.1.26	Walls	Scratch on the plinth
<input type="checkbox"/>	CHECKED (GC)	HO.1.25	Emergency situations	Fire door not working
<input type="checkbox"/>	IN PROGRESS	.AN.1.234	General Security	Tools have not been stored
<input type="checkbox"/>	BLOCKED (SC)	ENG.1.08	Confined space	Impact on the wall
<input type="checkbox"/>	CHECKED (GC)	.AN.1.236	General Security	Box in front of the emergency exit
<input type="checkbox"/>	CHECKED (GC)	EXEC.1.13	General Security	
<input type="checkbox"/>	DONE (SC)	241	General Security	Good practice
<input type="checkbox"/>	IN PROGRESS	INFO.1.09	Doors	Door size
<input type="checkbox"/>	IN PROGRESS	.AN.1.233	Wall cladding - Plaster...	Remove the waste
<input type="checkbox"/>	IN PROGRESS	ARY.1.08	Concreting	The concrete that has been poured is not flat, bubbles ar...
<input type="checkbox"/>	IN PROGRESS	428	Electricity	
<input type="checkbox"/>	DONE (SC)	HSE.1.93	Fire works	subject
<input type="checkbox"/>	IN PROGRESS	HSE.1.87	Waste	Empty the waste
<input type="checkbox"/>	IN PROGRESS	QHSE.1.51	Fire works	Fire doors need to be checked

POINTS 2.0 | Main changes

Points 2.0 continues to evolve fast to become the new standard. Here's what changed this year!










WHAT'S AVAILABLE

Features existing in Points 1.0 that are now available in Points 2.0

- ❖ Previously available bulk actions (edit status, subject, category, location, etc)
- ❖ Attach documents (from your computer or from LB Aproplan documents)
- ❖ Remember last language user for report generation
- ❖ Mark point as important
- ❖ Archive, duplicate, copy to workspace, delete and move points actions
- ❖ Search option when changing a point's list
- ❖ Important & archived default views
- ❖ Supporting more than 5,000 points
- ❖ Archived report templates are not visible anymore
- ❖ View documents & annotations from points
- ❖ And more...

WHAT'S NEW

New features only available on Points 2.0. Discover them in the next slides!

-  Use keyboard for document & side panel navigation
-  Mark point as important from points table & during point creation
-  Filtering options on important points
-  Shareable URLs working as expected
-  Easier list management when duplicating a point
-  Bulk actions (custom fields, add comments, add & remove participants, mark as important, delete points, add attachments)
-  Use Enter key to send comments
-  Excel export for points is now more accessible
-  Document viewer opens as a window

WHAT'S COMING NEXT

All features coming soon, existing in Points 1.0 or completely new.

- ❖ Save your table configuration when switching between modules
- ❖ Company and role hierarchy supported in user in charge filters
- ❖ Report template edit
- ❖ Edit and add new annotations in point attachments
- ❖ Recently used and predefined subjects available during point creation
- ❖ Activity trail of points
- ❖ Download attachment
- ❖ Edit, archive and delete comment
- ❖ Detach documents
- ❖ Done' and 'To Do' views
- ❖ Add attachments during point creation



Bulk actions with points are back

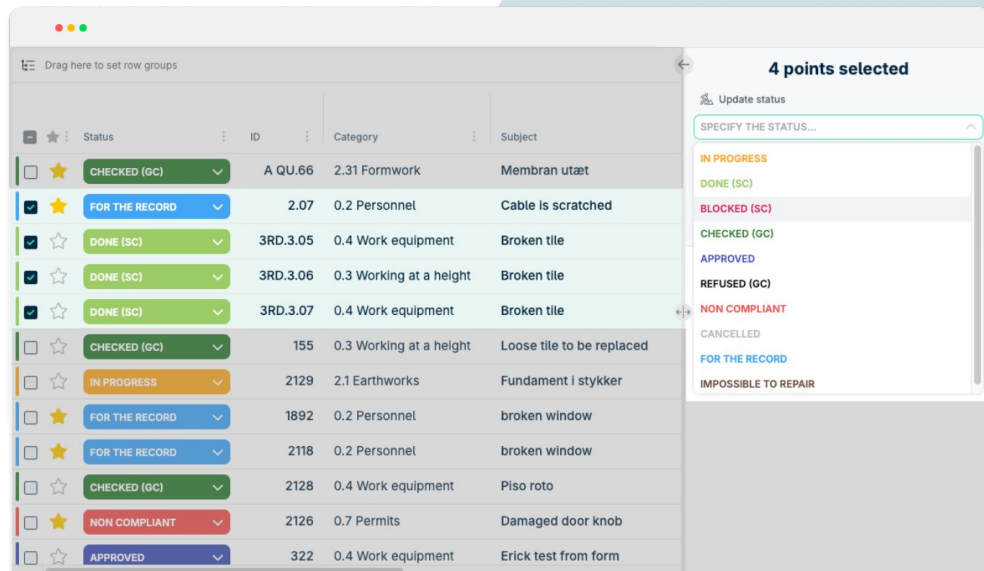
Points 2.0 now supports all the bulk point actions like in the previous module, with an improved user experience and performance. You can now change in bulk:

- Status
- Subject
- Due date
- Category
- Location (ex Rooms)
- User in charge

Benefits

Boost your productivity and work faster and more efficient than before.

Web



NEW FEATURE

New bulk actions on Points 2.0

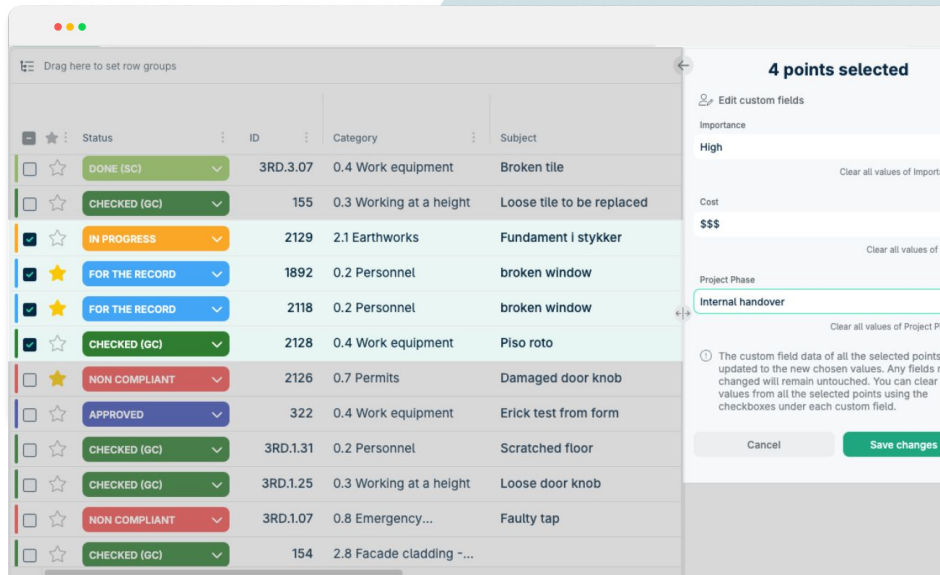
As well as supporting all the bulk actions from the previous version, Points 2.0 offers new bulk actions that have long been requested:

- Edit custom fields
- Mark points as important
- Add or remove specific users in charge
- Add comments
- Add attachments

These bulk actions are available **exclusively** on Points 2.0

Benefits

Save time when working with many points at once.
Reduce dependency on Excel plug-ins.

The screenshot displays a web application interface with a table of points and a bulk actions panel on the right. The table has columns for checkboxes, status, ID, Category, and Subject. The bulk actions panel is titled "4 points selected" and includes options for "Edit custom fields", "Importance" (set to High), "Cost" (set to \$\$\$), and "Project Phase" (set to Internal handover). There are "Cancel" and "Save changes" buttons at the bottom of the panel.

	Status	ID	Category	Subject
<input type="checkbox"/>	DONE (SC)	3RD.3.07	0.4 Work equipment	Broken tile
<input type="checkbox"/>	CHECKED (GC)	155	0.3 Working at a height	Loose tile to be replaced
<input checked="" type="checkbox"/>	IN PROGRESS	2129	2.1 Earthworks	Fundament i stykker
<input checked="" type="checkbox"/>	FOR THE RECORD	1892	0.2 Personnel	broken window
<input checked="" type="checkbox"/>	FOR THE RECORD	2118	0.2 Personnel	broken window
<input checked="" type="checkbox"/>	CHECKED (GC)	2128	0.4 Work equipment	Piso roto
<input type="checkbox"/>	NON COMPLIANT	2126	0.7 Permits	Damaged door knob
<input type="checkbox"/>	APPROVED	322	0.4 Work equipment	Erick test from form
<input type="checkbox"/>	CHECKED (GC)	3RD.1.31	0.2 Personnel	Scratched floor
<input type="checkbox"/>	CHECKED (GC)	3RD.1.25	0.3 Working at a height	Loose door knob
<input type="checkbox"/>	NON COMPLIANT	3RD.1.07	0.8 Emergency...	Faulty tap
<input type="checkbox"/>	CHECKED (GC)	154	2.8 Facade cladding ...	

Custom Fields available in columns in Points view

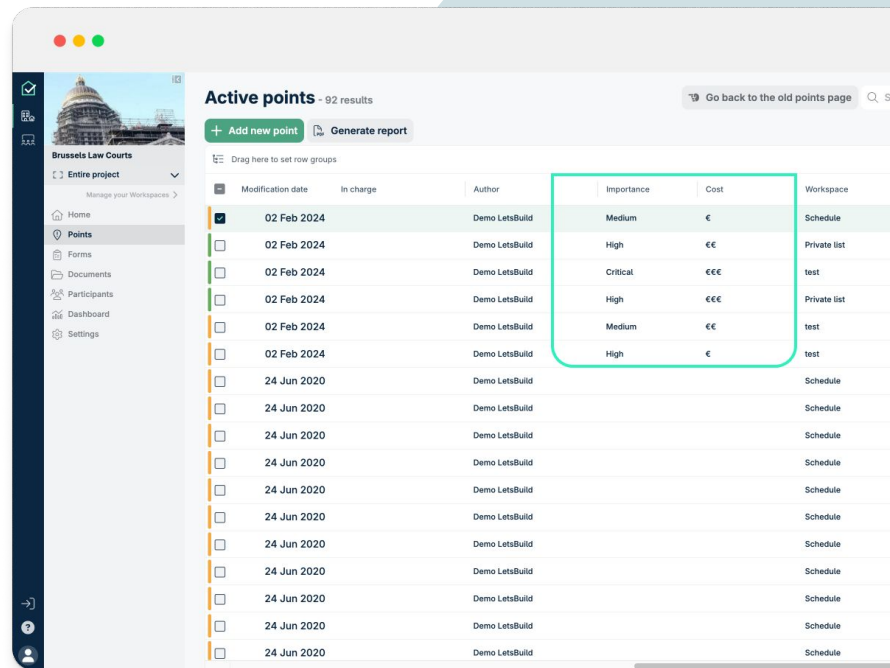
This has been a long-standing request, and it's now possible: when custom fields are in your project, they are automatically visible in your Points view.

You can now view each of your custom fields quickly and easily, without always having to check the side panel. Use them like any other table column!

Benefits

Use your custom fields in the same way as any other field in the points table: filters, sort & group to organise your data as you wish.

Web



Active points - 92 results

+ Add new point Generate report

Drag here to set row groups

	Modification date	In charge	Author	Importance	Cost	Workspace
<input checked="" type="checkbox"/>	02 Feb 2024		Demo LetsBuild	Medium	€	Schedule
<input type="checkbox"/>	02 Feb 2024		Demo LetsBuild	High	€€	Private list
<input type="checkbox"/>	02 Feb 2024		Demo LetsBuild	Critical	€€€	test
<input type="checkbox"/>	02 Feb 2024		Demo LetsBuild	High	€€€	Private list
<input type="checkbox"/>	02 Feb 2024		Demo LetsBuild	Medium	€€	test
<input type="checkbox"/>	02 Feb 2024		Demo LetsBuild	High	€	test
<input type="checkbox"/>	24 Jun 2020		Demo LetsBuild			Schedule
<input type="checkbox"/>	24 Jun 2020		Demo LetsBuild			Schedule
<input type="checkbox"/>	24 Jun 2020		Demo LetsBuild			Schedule
<input type="checkbox"/>	24 Jun 2020		Demo LetsBuild			Schedule
<input type="checkbox"/>	24 Jun 2020		Demo LetsBuild			Schedule
<input type="checkbox"/>	24 Jun 2020		Demo LetsBuild			Schedule
<input type="checkbox"/>	24 Jun 2020		Demo LetsBuild			Schedule
<input type="checkbox"/>	24 Jun 2020		Demo LetsBuild			Schedule
<input type="checkbox"/>	24 Jun 2020		Demo LetsBuild			Schedule
<input type="checkbox"/>	24 Jun 2020		Demo LetsBuild			Schedule
<input type="checkbox"/>	24 Jun 2020		Demo LetsBuild			Schedule
<input type="checkbox"/>	24 Jun 2020		Demo LetsBuild			Schedule
<input type="checkbox"/>	24 Jun 2020		Demo LetsBuild			Schedule

Alignment on copy point creation date

When copying an individual point specifically, the system was also copying the creation date from the original point; this led to confusion and conflicts with contractors because tasks looked older than what they really were.

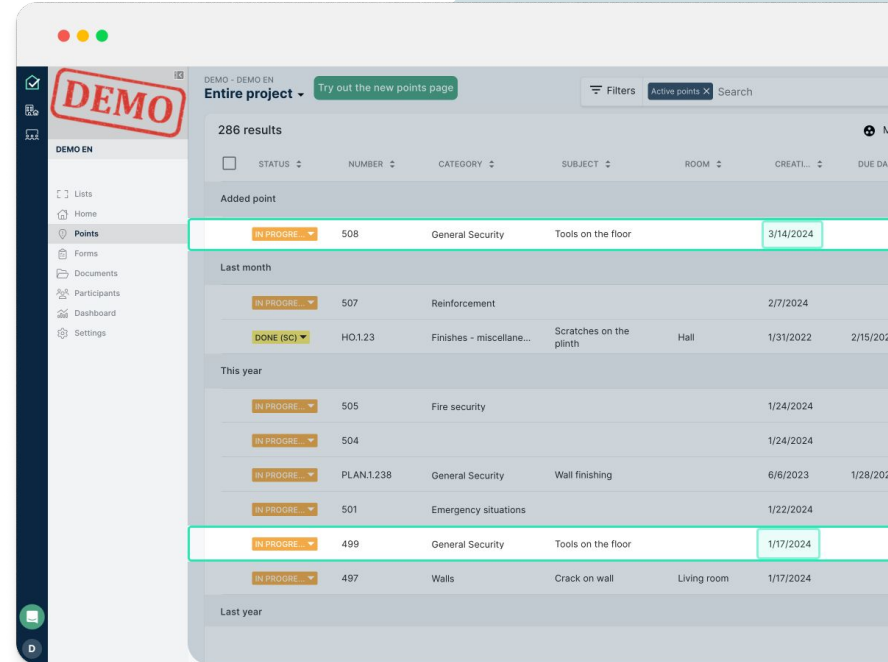
This has now been fixed, so now the copied points' creation date is when they are copied, just as if they were being created from scratch.

Benefits

No ambiguity when assessing the real lifetime of a point, minimising confusion and ensuring clear project timelines.

Web

Mobile



DEMO - DEMO EN
Entire project - Try out the new points page

286 results

STATUS	NUMBER	CATEGORY	SUBJECT	ROOM	CREAT...	DUE DA
IN PROGRES...	508	General Security	Tools on the floor		3/14/2024	
IN PROGRES...	507	Reinforcement			2/7/2024	
DONE (SC)	HO.1.23	Finishes - miscellane...	Scratches on the plinth	Hall	1/31/2022	2/15/2022
IN PROGRES...	505	Fire security			1/24/2024	
IN PROGRES...	504				1/24/2024	
IN PROGRES...	PLAN.1.238	General Security	Wall finishing		6/6/2023	1/28/2024
IN PROGRES...	501	Emergency situations			1/22/2024	
IN PROGRES...	499	General Security	Tools on the floor		1/17/2024	
IN PROGRES...	497	Walls	Crack on wall	Living room	1/17/2024	

NEW FEATURE

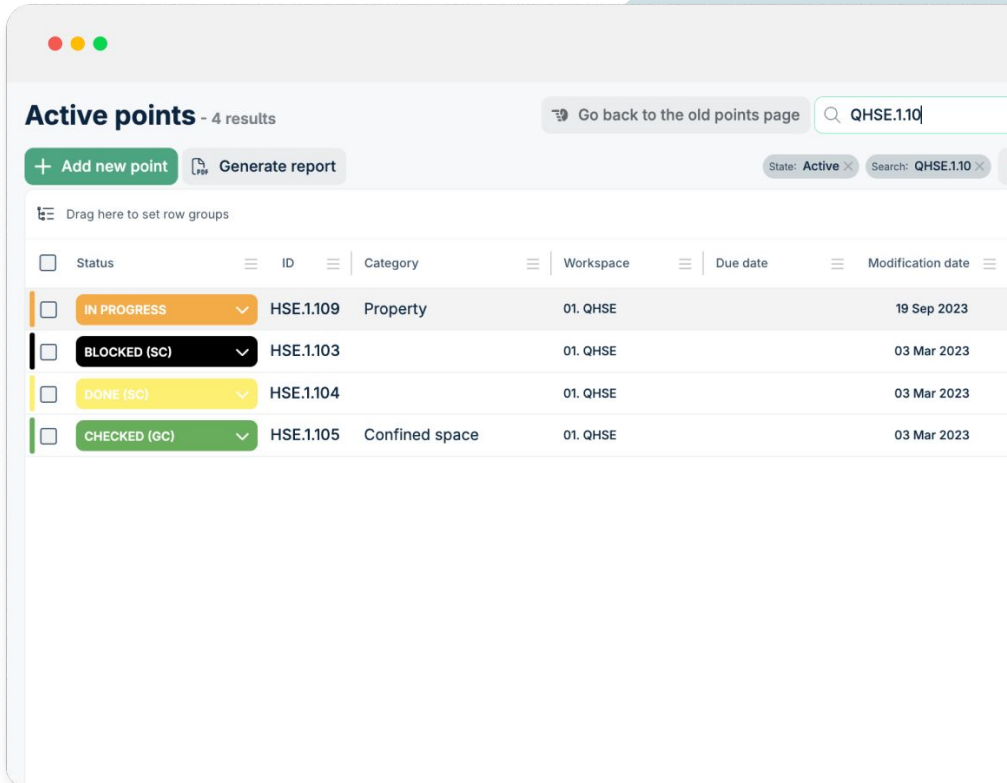
Enhanced search & filter to find points with any type of ID

Our search and filters now support **composite point IDs**, which are those including numbers, letters and/or symbols (ex. list code + occurrence + sequence).

This enhancement allows for efficient tracing and retrieval of specific points based on their unique IDs.

Benefits

No matter what point ID structure is used in your project, you can find your points via search or filtering.

[Web](#)


The screenshot shows a web application interface for managing active points. At the top, there's a header with the title "Active points - 4 results" and a search bar containing "QHSE.110". Below the header, there are two main buttons: "Add new point" and "Generate report". To the right of these buttons, there are filters for "State: Active" and "Search: QHSE.110".

The main content area features a table with the following columns: Status, ID, Category, Workspace, Due date, and Modification date. The table contains four rows of data:

Status	ID	Category	Workspace	Due date	Modification date
IN PROGRESS	HSE.1109	Property	01. QHSE		19 Sep 2023
BLOCKED (SC)	HSE.1103		01. QHSE		03 Mar 2023
DONE (SC)	HSE.1104		01. QHSE		03 Mar 2023
CHECKED (GC)	HSE.1105	Confined space	01. QHSE		03 Mar 2023

NEW FEATURE

Simplified Excel exports

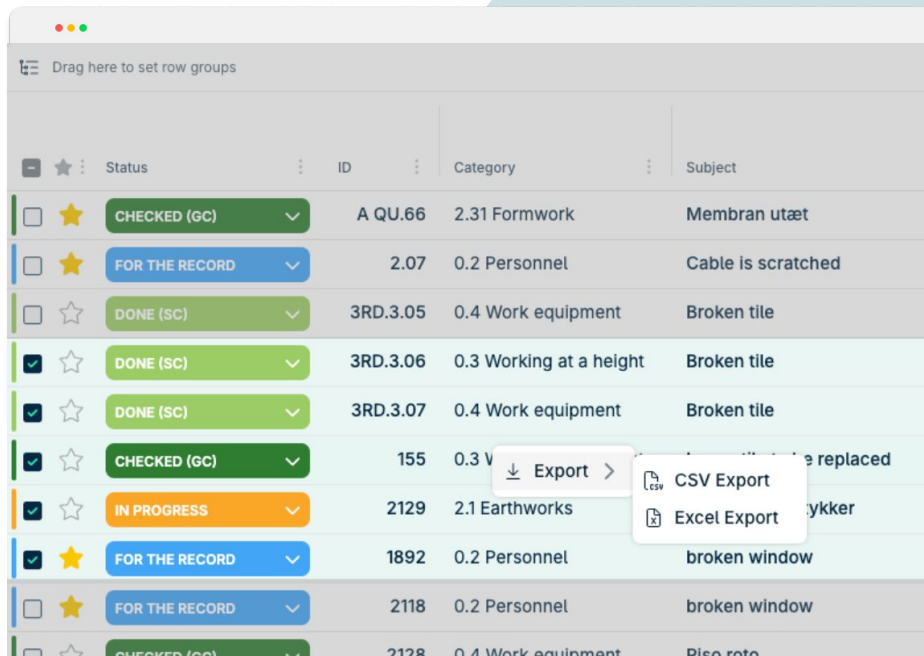
Downloading points into Excel is now much simpler. Simply select the points you want to export to Excel, right-click and press 'Export'.

Your selected points will be exported as either CSV or Excel format. What's more, all the information displayed in the points table is included in the export.

Benefits

Simplify the way you export your points, with all the information you might need.

Web



Drag here to set row groups

<input type="checkbox"/>	★	Status	ID	Category	Subject
<input type="checkbox"/>	★	CHECKED (GC)	A QU.66	2.31 Formwork	Membran utæt
<input type="checkbox"/>	★	FOR THE RECORD	2.07	0.2 Personnel	Cable is scratched
<input type="checkbox"/>	☆	DONE (SC)	3RD.3.05	0.4 Work equipment	Broken tile
<input checked="" type="checkbox"/>	☆	DONE (SC)	3RD.3.06	0.3 Working at a height	Broken tile
<input checked="" type="checkbox"/>	☆	DONE (SC)	3RD.3.07	0.4 Work equipment	Broken tile
<input checked="" type="checkbox"/>	☆	CHECKED (GC)	155	0.3 V	... replaced
<input checked="" type="checkbox"/>	☆	IN PROGRESS	2129	2.1 Earthworks	...ykker
<input checked="" type="checkbox"/>	★	FOR THE RECORD	1892	0.2 Personnel	broken window
<input type="checkbox"/>	★	FOR THE RECORD	2118	0.2 Personnel	broken window
<input type="checkbox"/>	☆	CHECKED (GC)	2128	0.4 Work equipment	Disc rate

Export >

- CSV Export
- Excel Export

NEW FEATURE

Export custom fields to Excel

We are thrilled to introduce a new feature that enhances your data management capabilities. **Custom fields** content added on your points is **now included in the Excel export**.

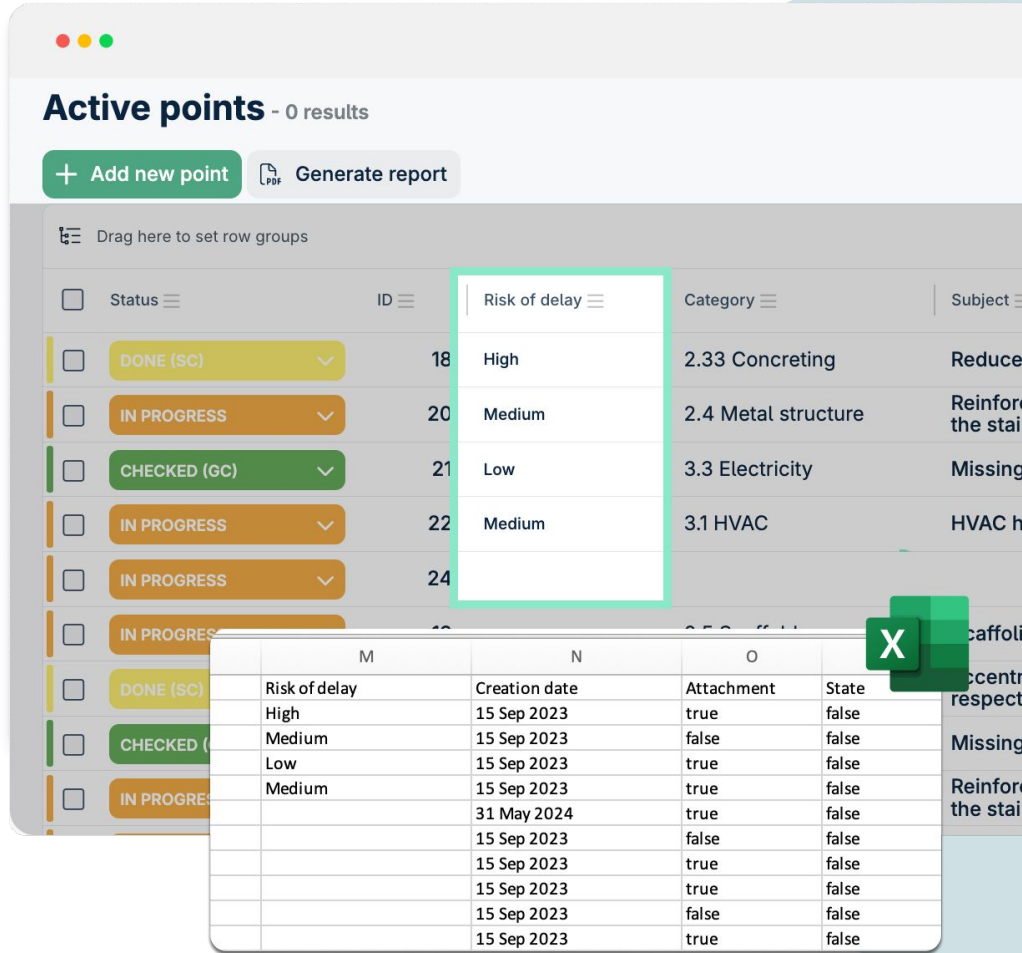
Curious to see how?

- Choose the points you want to export.
- Open the context menu by right-clicking.
- Select the "Export in Excel" option.

Benefits

Effortlessly export all your custom fields, simplifying data management and analysis, and allowing you to utilise your custom data outside of LB Aproplan.

Web



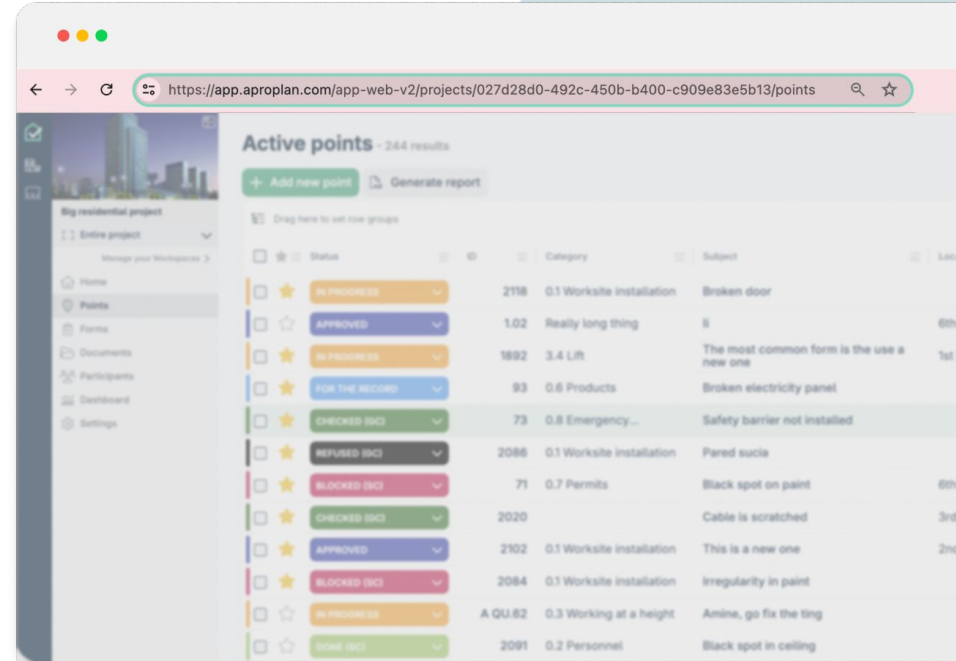
NEW FEATURE

Shareable points page URLs

Every point table now generates a unique URL, allowing you to easily share it with project stakeholders. This ensures they can instantly access the specific point you're referencing.

Benefits

This feature simplifies collaboration by enabling quick and direct access to specific points for stakeholders, enhancing communication and ensuring everyone is aligned on important details.

NEW FEATURE

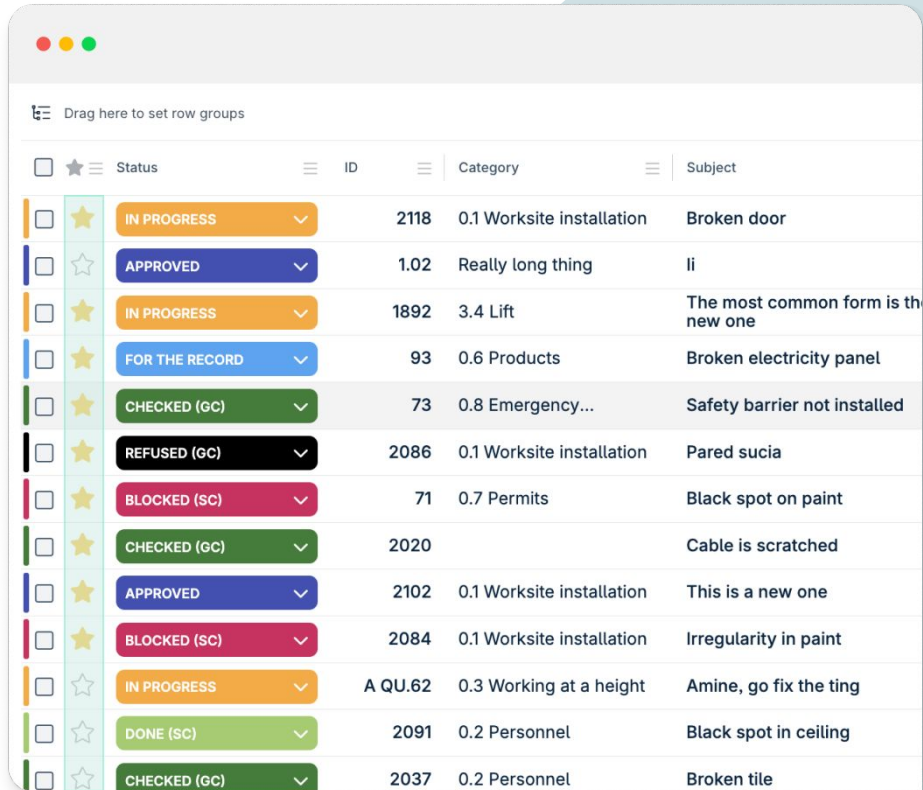
Mark point as important from points' table & during point creation

We've added a new ★ column to make it easier to mark points as important directly from the table. You can also now flag a point as important right when you're creating it!

Benefits

This update boosts your efficiency by allowing you to quickly mark multiple important points directly from the table, saving time and making it easier to keep track of key details at a glance.

Web



Drag here to set row groups

<input type="checkbox"/>	★	Status	ID	Category	Subject
<input type="checkbox"/>	★	IN PROGRESS	2118	0.1 Worksite installation	Broken door
<input type="checkbox"/>	☆	APPROVED	1.02	Really long thing	li
<input type="checkbox"/>	★	IN PROGRESS	1892	3.4 Lift	The most common form is the new one
<input type="checkbox"/>	★	FOR THE RECORD	93	0.6 Products	Broken electricity panel
<input type="checkbox"/>	★	CHECKED (GC)	73	0.8 Emergency...	Safety barrier not installed
<input type="checkbox"/>	★	REFUSED (GC)	2086	0.1 Worksite installation	Pared sucia
<input type="checkbox"/>	★	BLOCKED (SC)	71	0.7 Permits	Black spot on paint
<input type="checkbox"/>	★	CHECKED (GC)	2020		Cable is scratched
<input type="checkbox"/>	★	APPROVED	2102	0.1 Worksite installation	This is a new one
<input type="checkbox"/>	★	BLOCKED (SC)	2084	0.1 Worksite installation	Irregularity in paint
<input type="checkbox"/>	☆	IN PROGRESS	A QU.62	0.3 Working at a height	Amine, go fix the ting
<input type="checkbox"/>	☆	DONE (SC)	2091	0.2 Personnel	Black spot in ceiling
<input type="checkbox"/>	☆	CHECKED (GC)	2037	0.2 Personnel	Broken tile

NEW FEATURE

New filtering options for important points

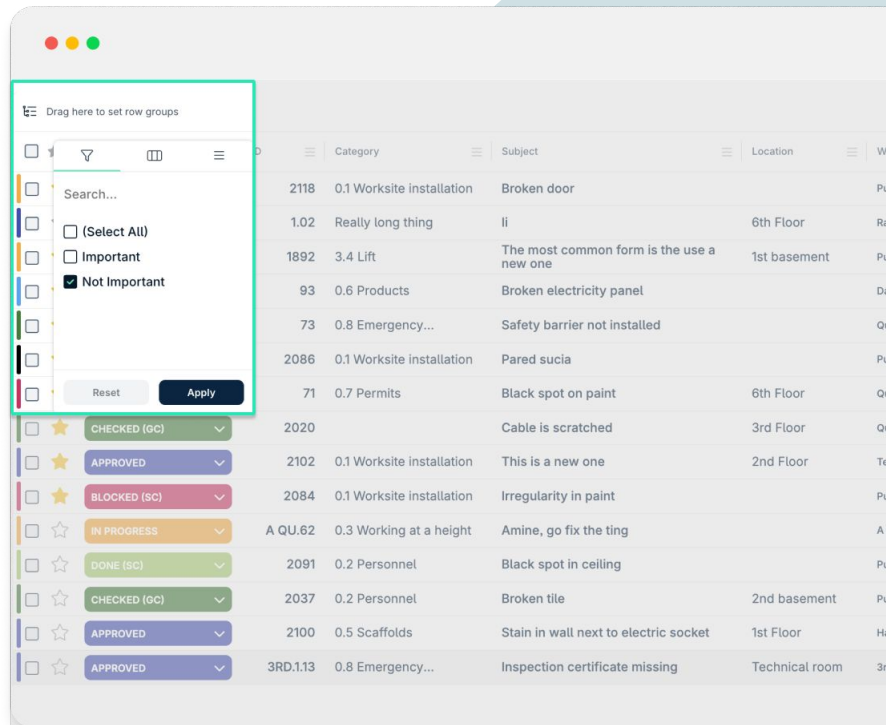
Now that importance is a new column on points' table, we've introduced new filtering options just like any other column to help you better manage your points.

You can now easily filter and group points by important or not important, allowing you to focus on key details or broader overviews based on your needs.

Benefits

It's now faster and easier to organise and prioritise points. Whether you're focusing on important items or reviewing all details, you can now tailor your view to suit your needs more efficiently.

Web



NEW FEATURE

Improvements to ‘copy point to other workspaces’ workflow

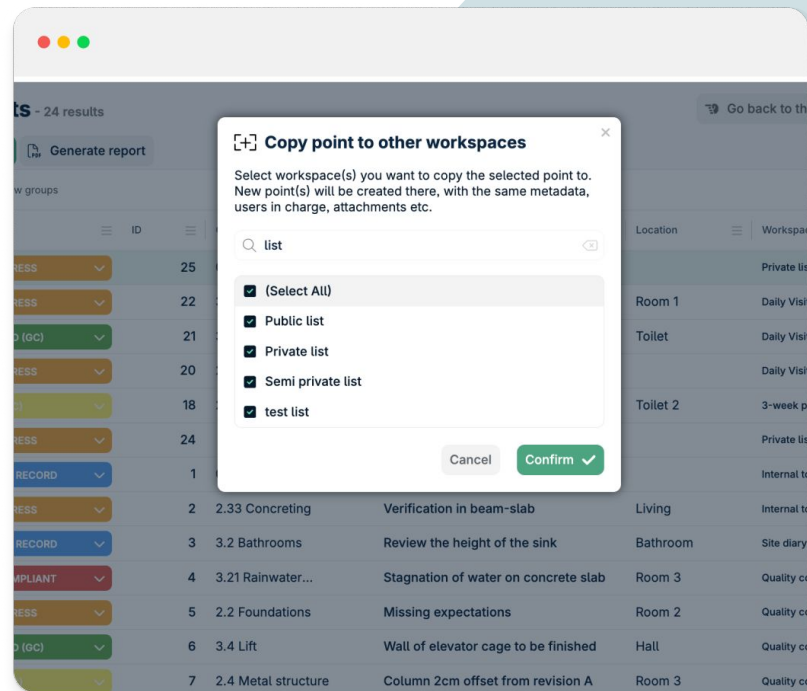
We've enhanced the process of copying points across workspaces to make it faster and more efficient. Here's what's new:

- You can now search for workspaces when copying a point.
- Select all lists with a single click for quicker point management.
- Easily choose one or more specific lists when copying points to other workspaces.

Benefits

Save time when having to copy points to multiple lists and minimise errors by accidentally copying a point to an irrelevant list.

Web



NEW FEATURE

Expandable filters window

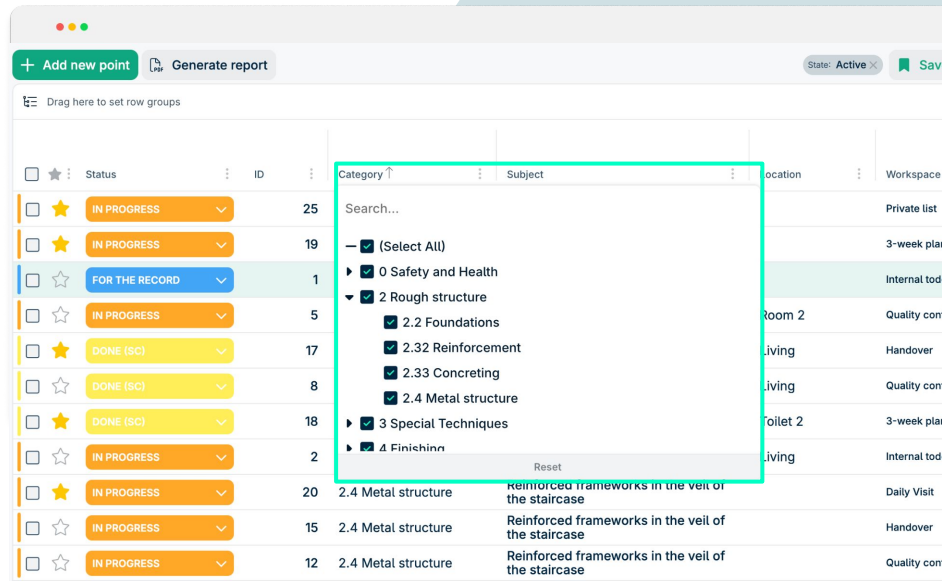
We've addressed a common pain point with the filtering interface in Points columns. Previously, text labels for filters (especially in tree structures) were often truncated, making it hard for users to locate the right filters visually.

The filtering window is now expandable, allowing users to resize it as needed for better visibility and ease of use.

Benefits

Easily locate and select filters thanks to the expandable window, improving visibility and streamlining their workflow.

Web



NEW FEATURE

Send comments with “Enter” key

You can now easily submit comments in Points 2.0 by simply pressing the 'Enter' keyboard key.

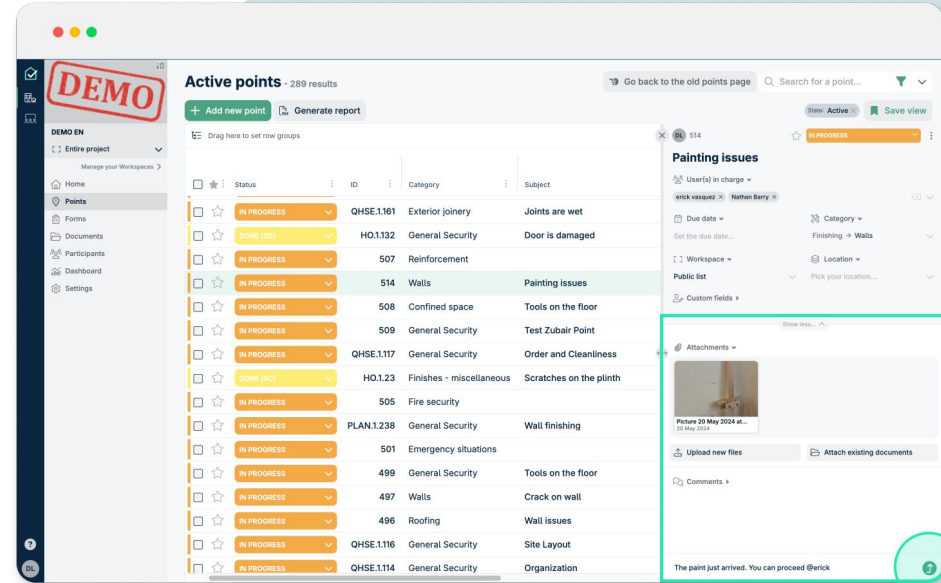
This streamlined functionality enhances the user experience, making it quicker and more intuitive to leave feedback or notes within the platform.

You can still use Cmd/Ctrl + Enter to break a line on the comment.

Benefits

Save time and improve workflow efficiency with the ability to instantly submit comments, eliminating the need for extra clicks or menu navigation.

Web



Multi-column sorting

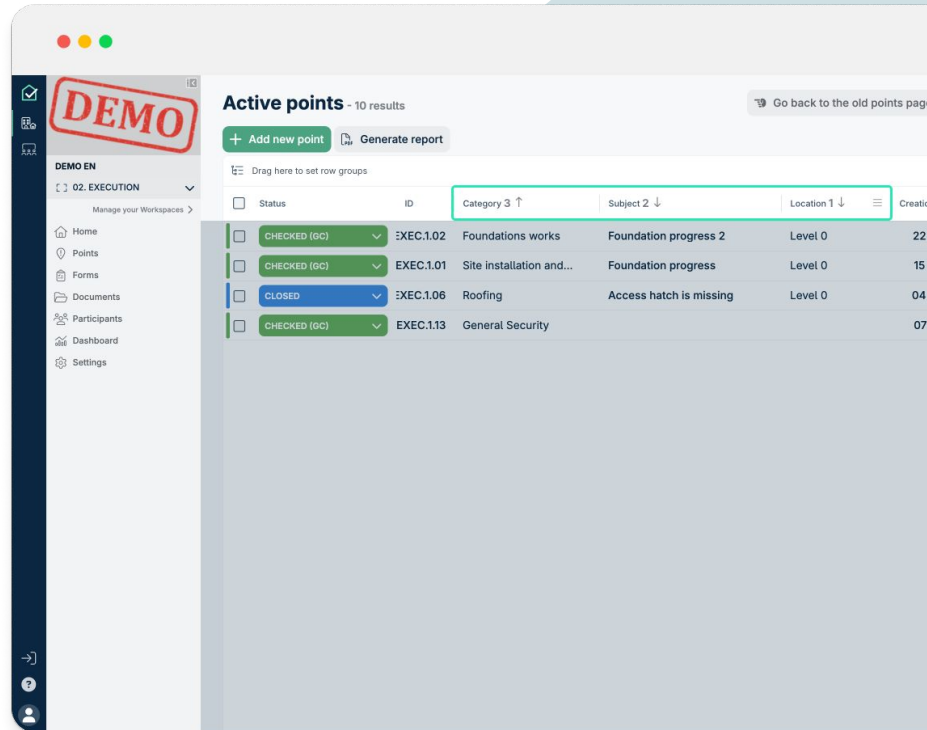
Power users have requested this for a while and it's finally here! Sometimes you want to organise your data in a very specific order, for example: points by due date, then by status, then by assigned contractor.

You could already do this in reports, but you couldn't do so in the app itself. Well, that was until today, because you can now do it in Aproplan 2.0 pages with tables, like points, workspaces and all others to come!

Curious how? Press **SHIFT + click** on two or more columns. Thank us later 😊

Benefits

Yet another way to organise your data, helping you find the answers you need by having more ways to organise your information.

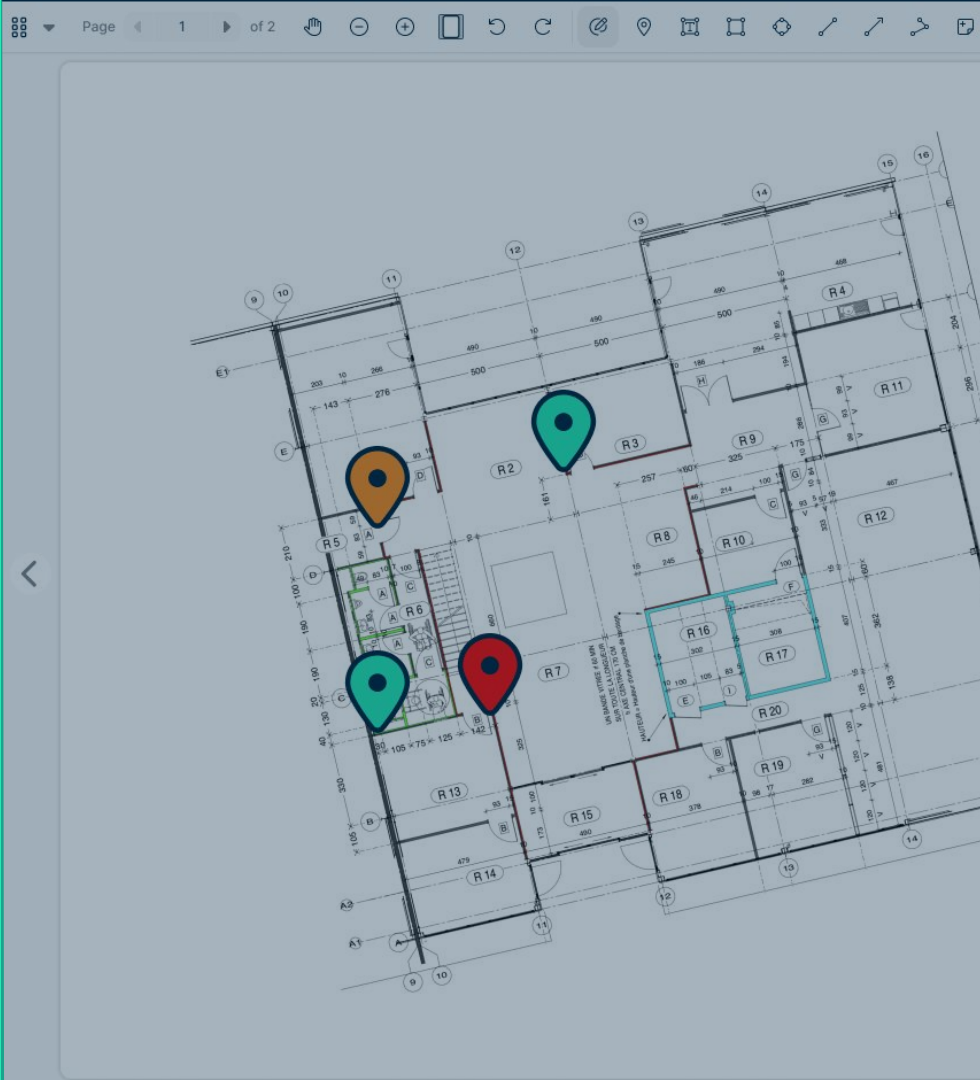
 Web




LB Aproplan

FOCUS ON...

DOCUMENTS VIEWER



Unlock new features with our upgraded Document Viewer

With your valuable feedback, we have been able to develop and provide more and more features on our new document viewer.

Here are some of the key functionalities we wanted to highlight:

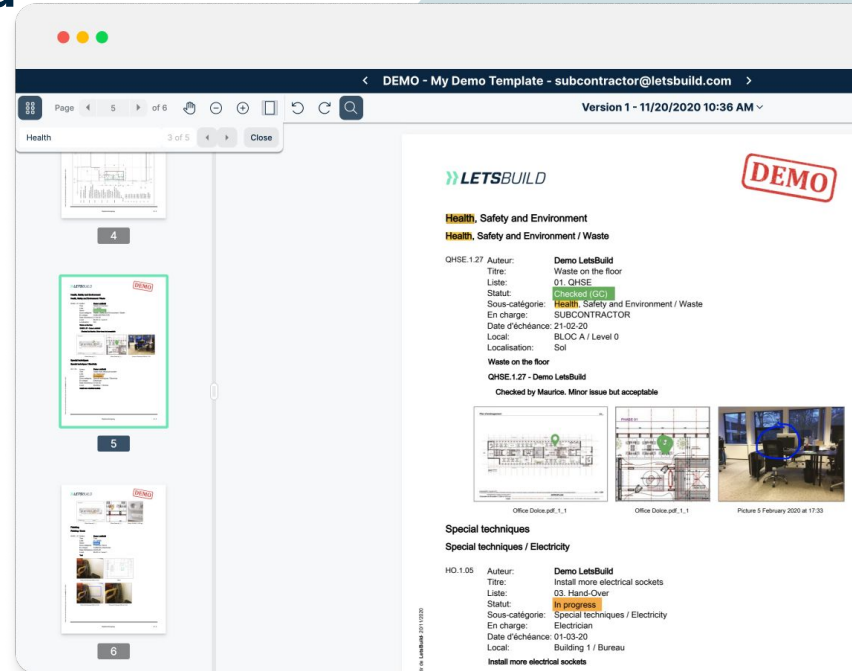
- Print your document directly from LB Aproplan;
- Easily navigate documents with multiple pages using the page selector;
- Use the search function and find what you are looking for;
- Select, copy and paste any content from your PDF;
- Use multiple line text when annotating over a document.

Benefits

Get more out of your documents and with less effort. We listen, react and adapt our document viewer according to your feedback.

Web

Mobile



Add annotations to attachments during point creation

Previously, if you wanted to annotate over an attachment during point creation, you had to save the point, reopen it, reopen the attachment and then annotate—too many steps.

Now, you can annotate over attachments immediately after adding them to the point during its creation, streamlining the entire process.

Benefits

Save time when creating new points from scratch and needing to highlight specific things over its attachments.

Mobile



NEW FEATURE

Align documents for easy comparison

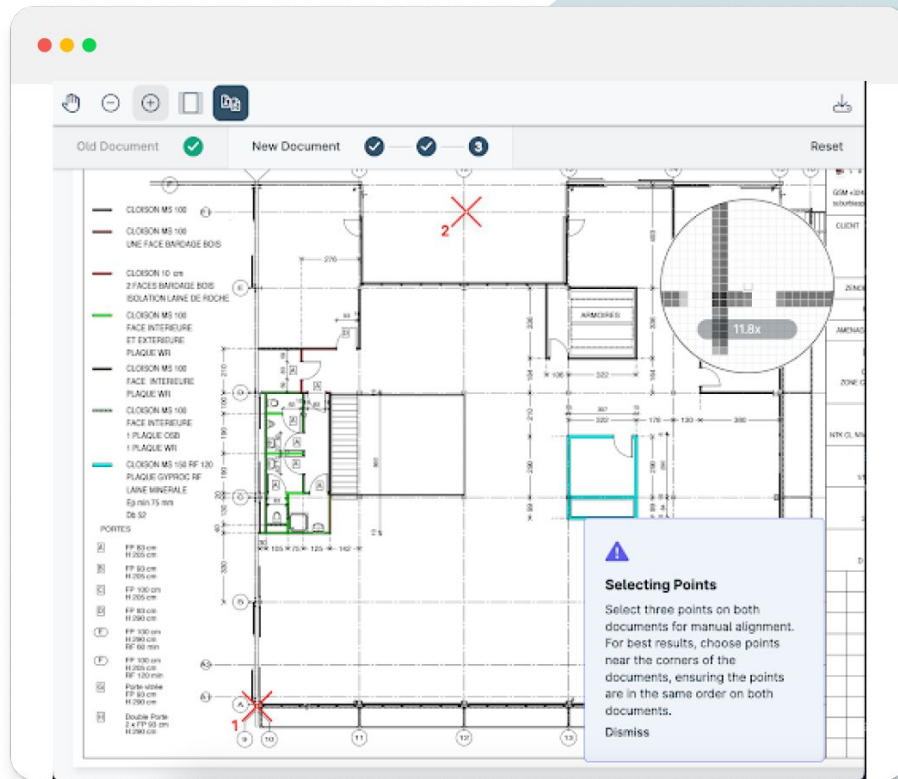
Frustrated by seeing all red when comparing plan versions? This usually happens due to differences in scale, rotation, or viewport position.

Our new alignment feature puts you back in control. By allowing you to **align versions using points of reference**, you can easily make a clear comparison and identify the actual changes between plan versions.

Benefits

Easily spot differences between plans even if the plan versions have different scale, rotation or viewport positions.

Web



NEW FEATURE

More customisation for annotations

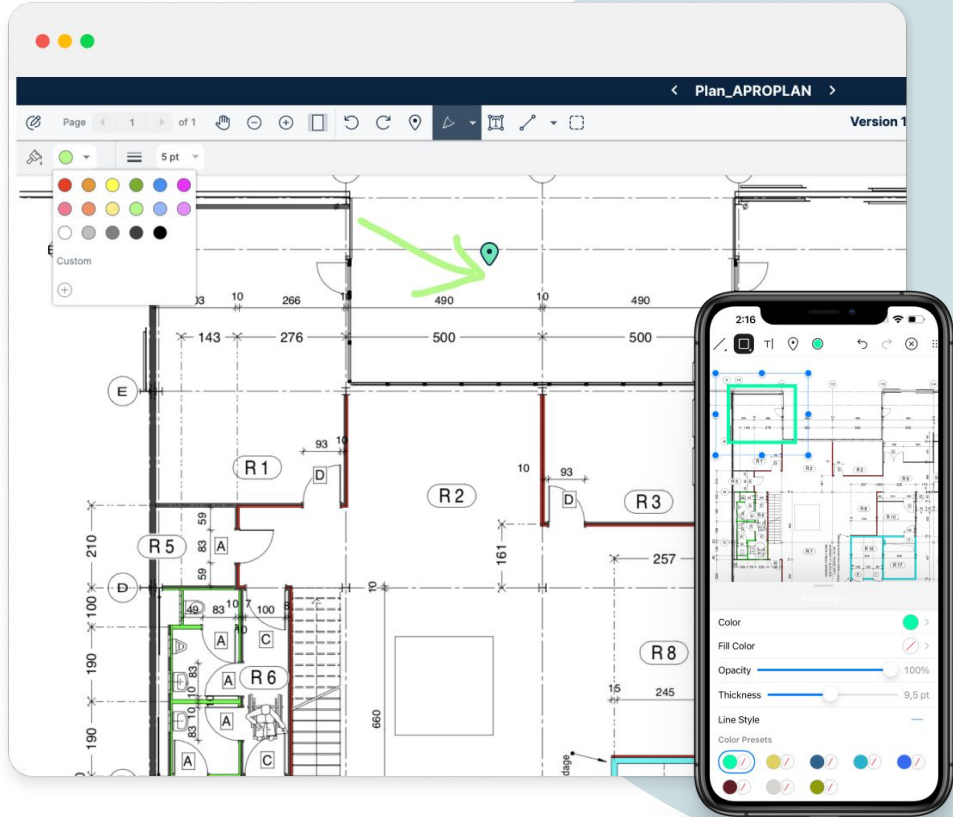
Enjoy **enhanced customisation** options for annotations in our new document viewer with a wider range of colours, line types, line weights, text sizes and more, allowing you to personalise your documents more effectively.

Benefits

These new customisation options allow for greater flexibility in personalising your documents, improving precision and clarity of your annotations.

Web

Mobile



NEW FEATURE

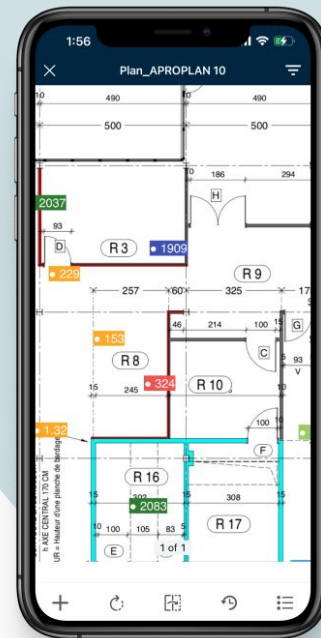
The size of pills now adapts to the zoom level of the plan

Have you ever opened a plan and couldn't clearly identify where the points/forms were because they were too small? This is no longer a problem, as the size of the points and forms now adapts to your zoom level on mobile, just like it works on the web.

Benefits

Never miss an important task because you didn't see it on a map. Easily read the content on a plan at any time.

Mobile



NEW FEATURE

Navigate easily between point/form attachments on mobile devices

It's often the case that a point, a form or a question contains two or more attachments. It is annoying on mobile to have to open the attachment, view it, close it, find the next one, open it, close it, etc...

Now, navigating multiple attachments on mobile just got easier when you use our new document viewer. You can quickly switch between attachments using back/next arrows, saving you time and hassle.

Benefits

Save time and effort when consulting multiple attachments to a point or form.

Mobile



CONTINUOUS IMPROVEMENT

Various refinements to the new document viewer

Following the latest feedback we've received about the new document viewer, we've improved key areas of it to enhance the overall experience of viewing and using documents in the application, namely:

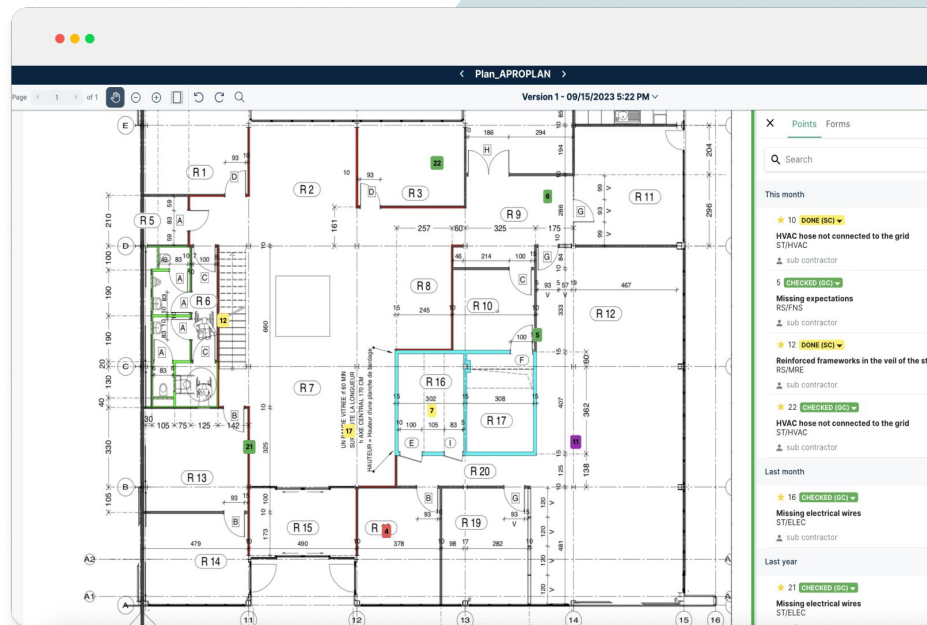
- Improve loading times when opening documents
- Improve navigation when working documents of large size
- Refine the user experience when annotating on documents
- ... And more!

Benefits

Improve the experience of viewing and using documents.

Web

Mobile



NEW FEATURE

Export documents from LB Aproplan on mobile

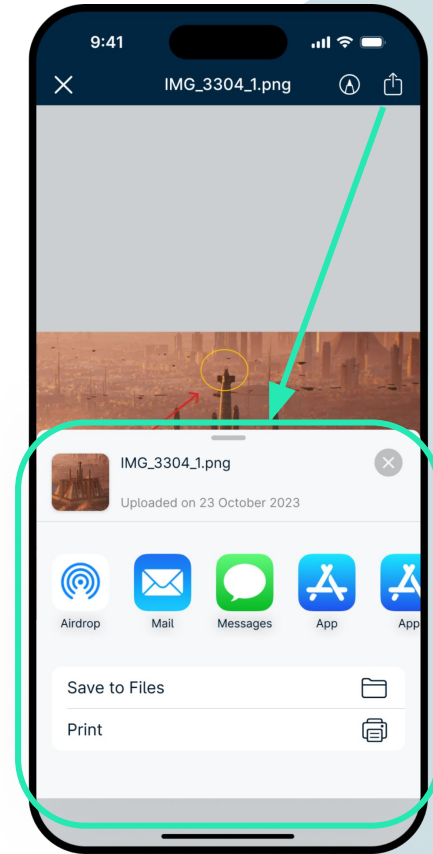
Sometimes you need to share a document while on the move - whether it's printing a report for a subcontractor, sending a plan with points to a contractor, or sharing a photo with the project manager.

With the new mobile sharing feature, all of this is now possible. Just like other apps, you can easily share images or PDFs with anyone outside LB Aproplan, making it simpler than ever to stay connected on the go.

Benefits

Easily share LB Aproplan documents with people outside the application.

Mobile



Enhanced filtering and sorting options on documents

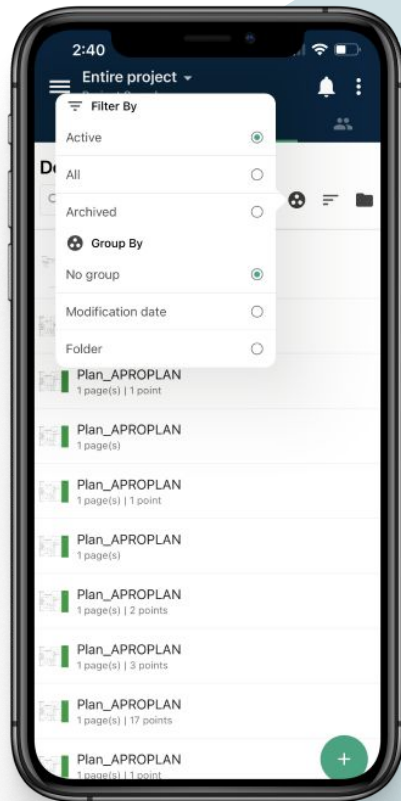
We've **improved filtering and sorting options** on mobile devices, allowing you to better organise and locate your documents.

Now, you can easily find documents in your preferred order, matching the options available on the web version for consistency and convenience.

Benefits

Enhance your ability to organise and locate documents on mobile, ensuring you can find and arrange documents exactly as you prefer.

Mobile



NEW FEATURE

Document viewer now opens as a window

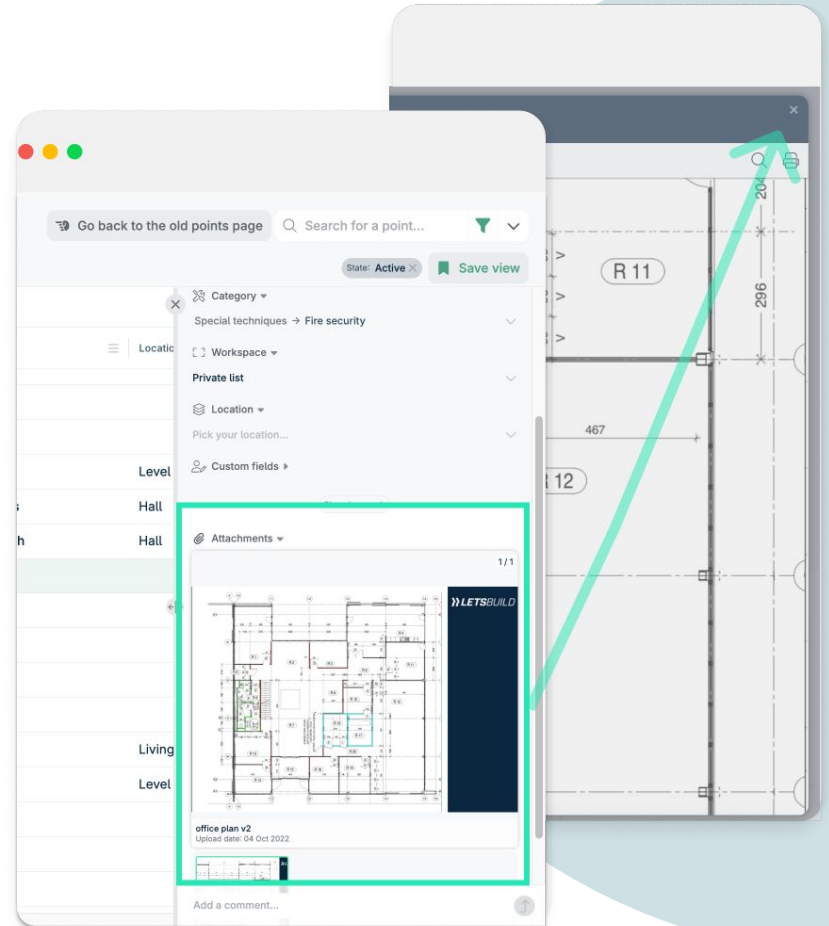
Previously, opening and closing a document attached in a point required reloading the points page from scratch, causing you to lose time, especially in projects with lots of points.

Now, the document viewer opens in a **window over the points page**, eliminating page reloading times and streamlining your workflow!

Benefits

Save valuable time without the need to reload points after viewing documents. You can now complete your tasks faster and with greater ease.

Web



NEW FEATURE

Use keyboard for document and side panel navigation

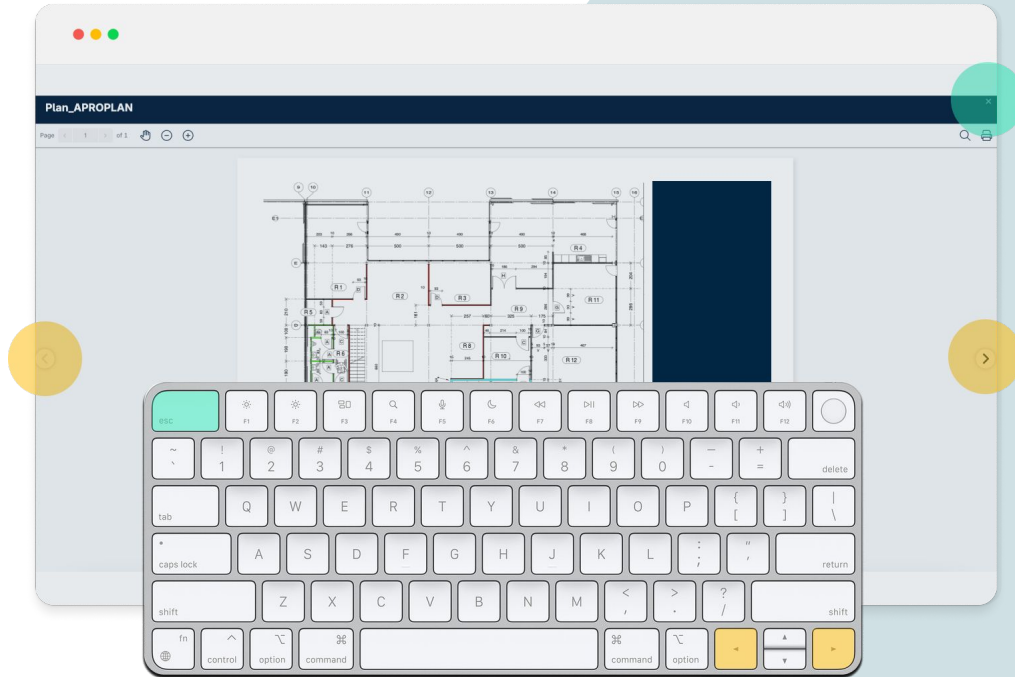
Experience smoother and faster navigation with your keyboard! Use the right and left arrow keys to effortlessly move between your next and previous documents.

Plus, you can now close a document and exit the points side panel with a simple press of the Escape key.

Benefits

Navigate between documents and close panels more efficiently, reducing clicks and saving time - helping you stay focused and work more productively

Web





Coming soon

LB Aproplan

For **builders**, by **builders**.

COMING SOON

Single Sign On on Mobile

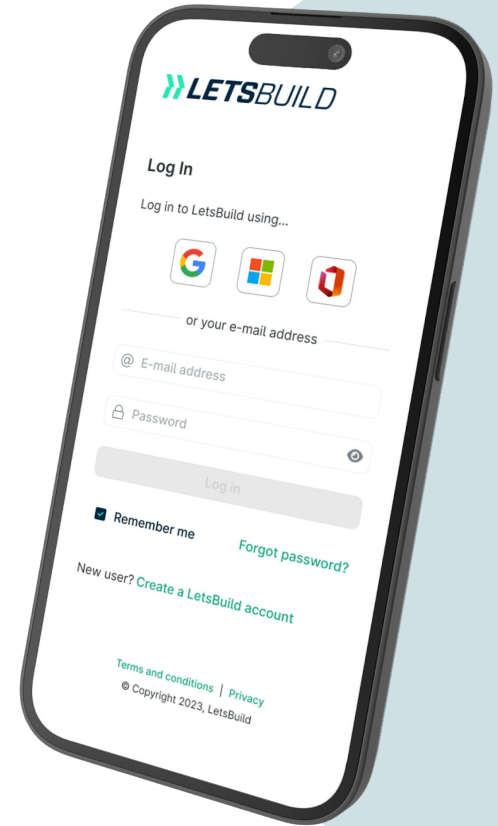
Tired of juggling multiple passwords for different apps? We've got you covered! With the new mobile SSO feature, logging into LB Aproplan is easier than ever.

Just like on the web, you can now use your Microsoft or Google account to securely access Aproplan on your mobile device - no more hassle!

Benefits

An easier login process for users and greater control for IT administrators over employee access to LB Aproplan.

Mobile



COMING SOON

In-app form template builder

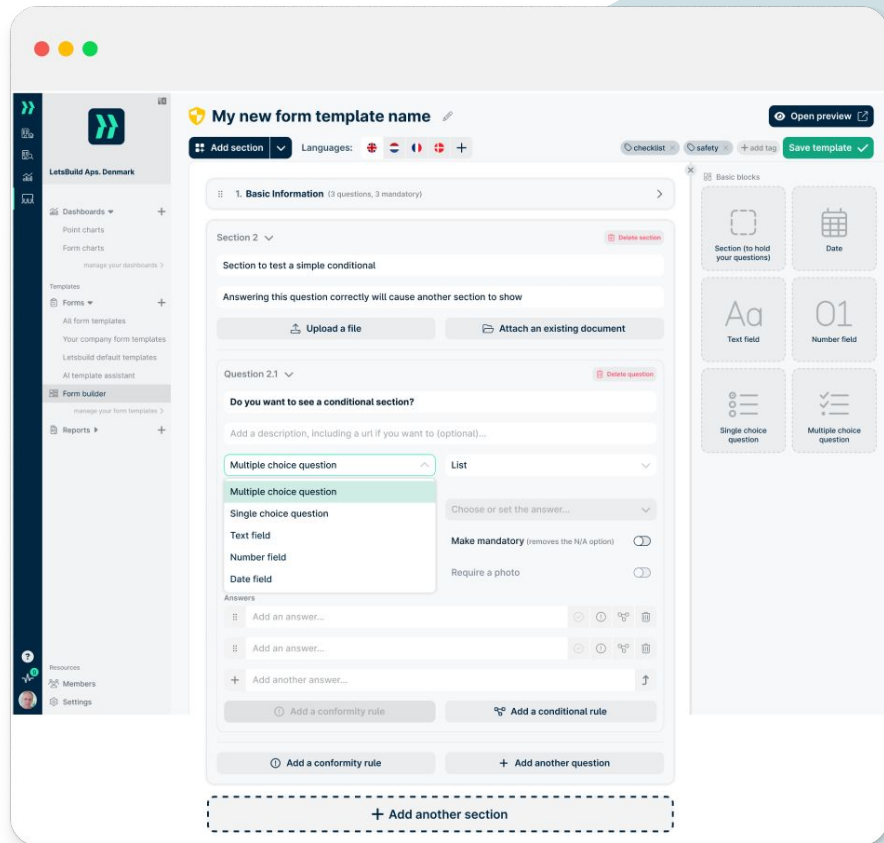
Are you an excel expert? Then you won't be excited by this. Otherwise, chances are you have struggled building a form template and importing it into Aproplan!

We are changing this for good, by providing an easy-to-use form template builder that you can access directly via the web application. The form template builder will serve both to create new template and edit existing ones. So, brace yourself for a big improvement to your form building experience!

Benefits

Have an easy time building new or editing existing form templates. No more random errors!

Web



COMING SOON

BIM viewer on Web

The team remains focused on delivering a test-ready version for our customers by the end of the year. On the right, you can see the LB Aproplan web BIM module displaying a client's architectural model.

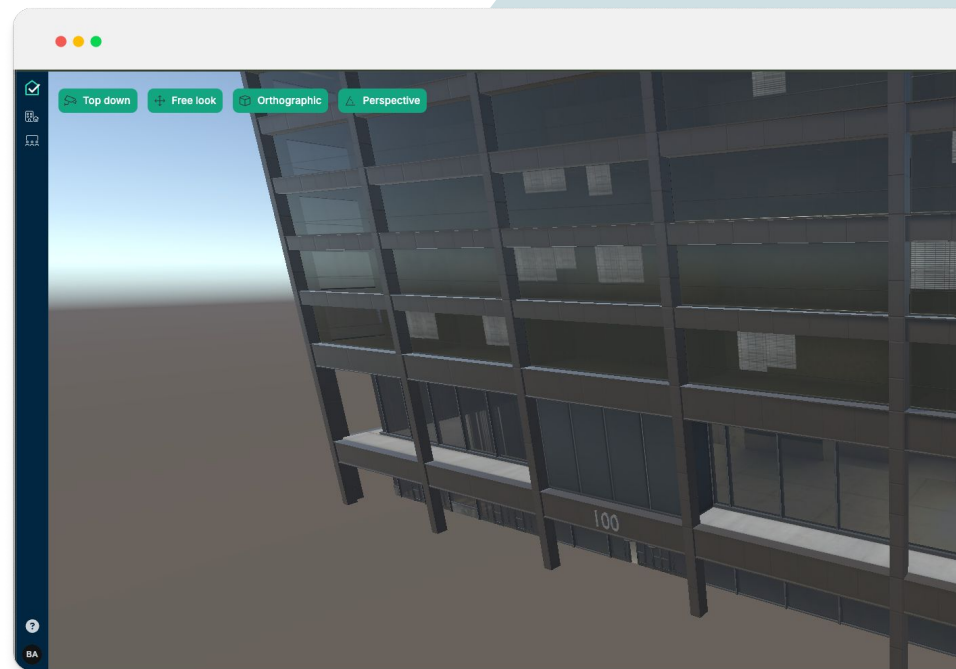
Our current prototype already enables the loading of detailed models, smooth object selection, and seamless navigation with strong performance.

We are now tackling the next key milestones:

- Interaction with object metadata
- Integration of the BIM viewer into the mobile application

Benefits

The first steps towards an applied 3D model within LB Aproplan!

[Web](#)



LB Geniebelt

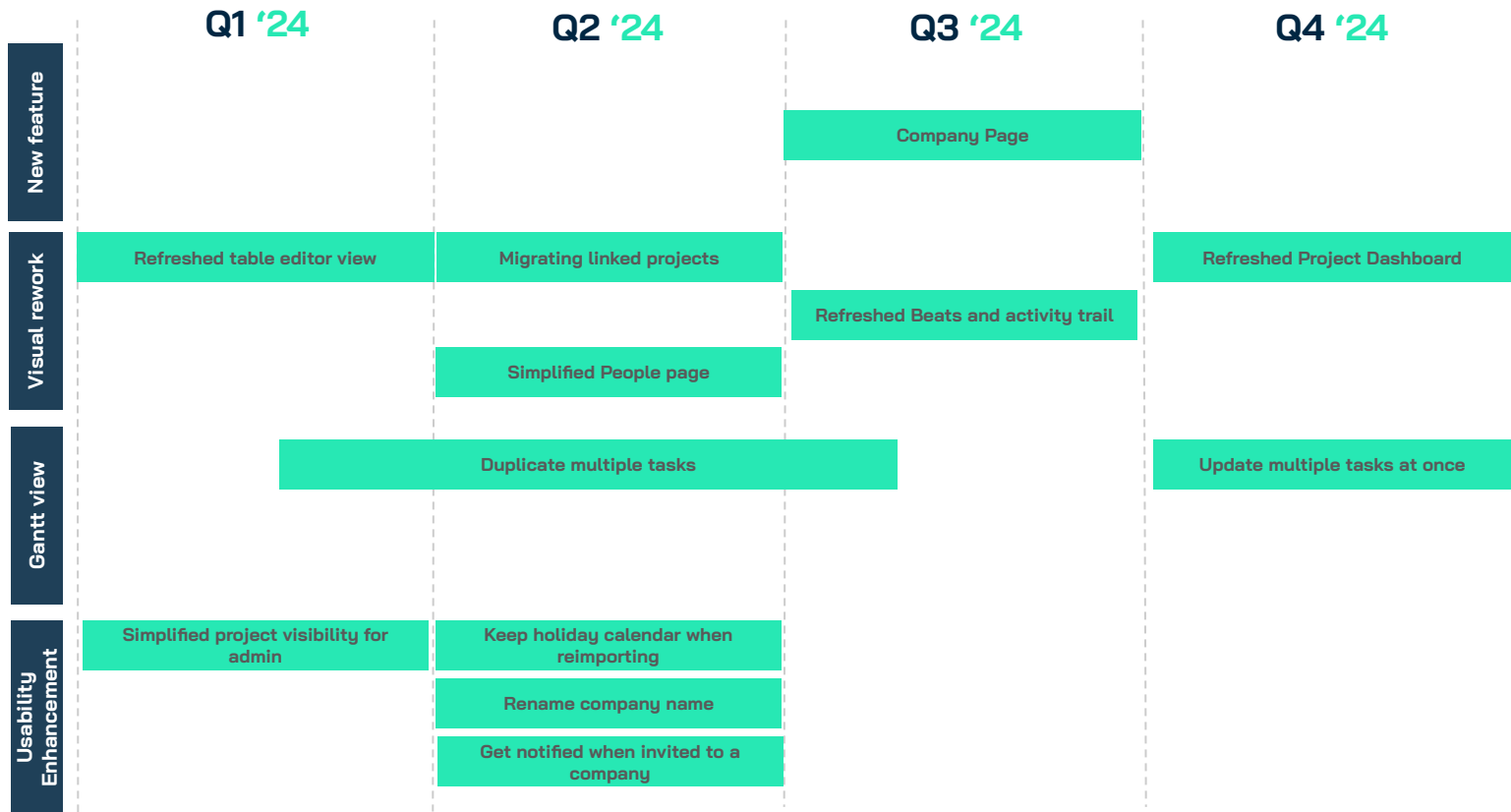
Your co-pilot for maintaining an effortless planning and a flawless progress

For **builders**, by **builders**.

LB Geniebelt



- 1** Became a better solution for when there are repetitions in the plan and progress
- 2** Collaborate better with your team
Having the right people attend what needs to be done when and where
- 3** Strengthening overviews you have in LB Geniebelt
View and manage the ongoing projects in the company



Duplicate your tasks quickly

On top of the ability to duplicate a single task, you can now duplicate **multiple tasks at once**, giving you even more leverage to manage your project efficiently without the administrative burden.

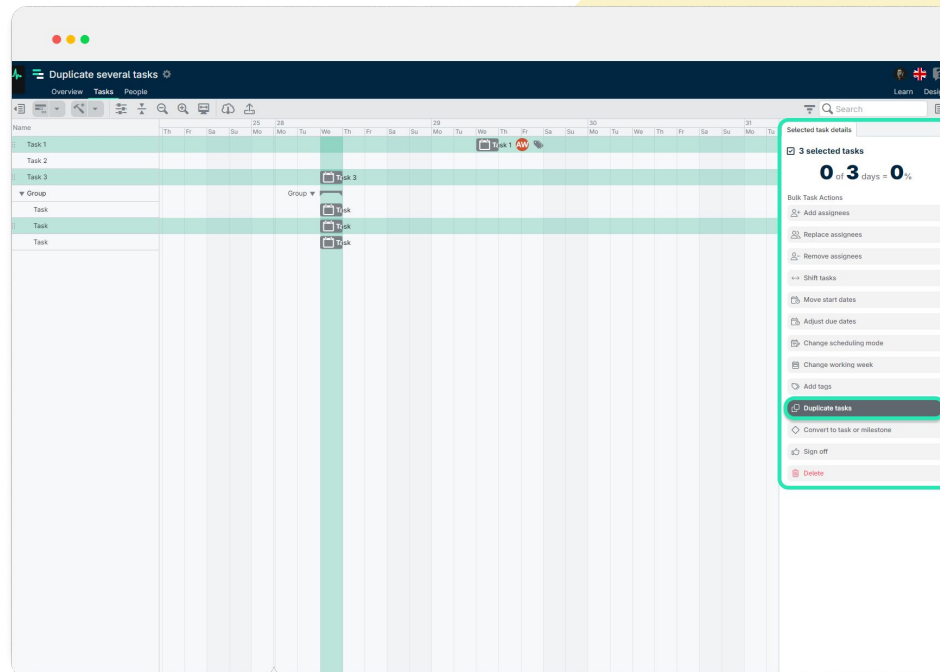
From now on, use the **three dots menu** to duplicate your task and define the elements you want to copy in the new tasks, and then simply use keyboard shortcut **Ctrl+D** to get the job done!

We have also made it optional to keep the exact name or add suffix.

Benefits

Save time by duplicating multiple tasks at once and selecting specific elements to carry over.

Web



A new way to manage projects: the company tab!

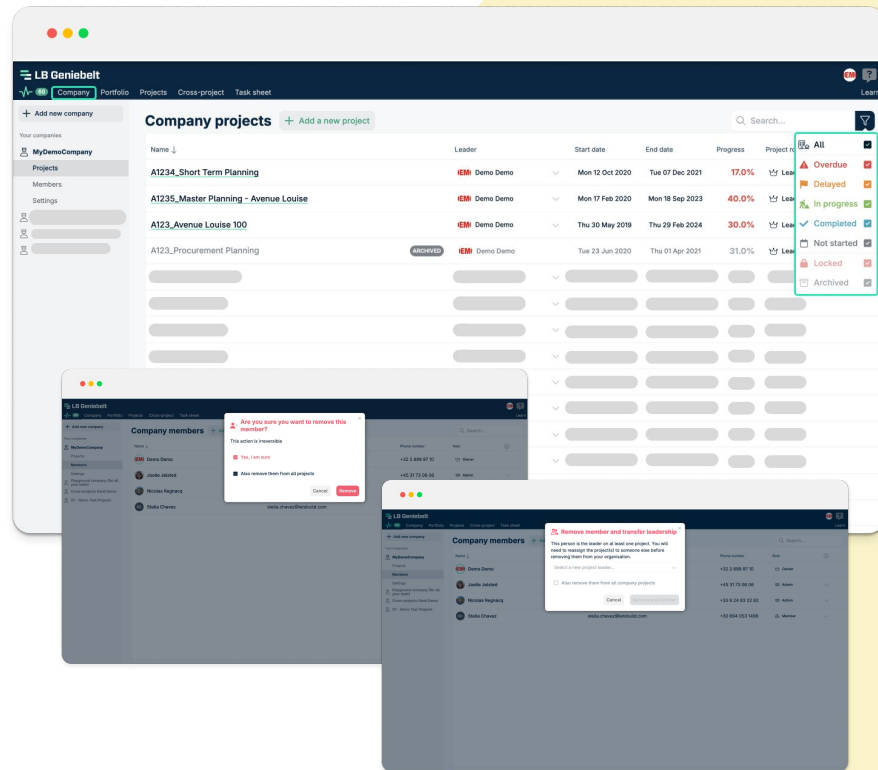
Companies are now easily accessible on the left, where you can filter projects (with remembered filters), search for members, change project leaders, and even manage members in one seamless action!

Also, a noticeable change when you delete a member from the company: you can easily remove them from all associated projects with a simple checkbox. If the member is a project leader, you can quickly reassign their role right from this interface. Company owners also retain the ability to archive or delete projects—regardless of their role—giving you full control and simplifying your workflow.

Benefits

This update streamlines management processes, making it faster and more user-friendly to oversee projects and team members.

Web



An improved Table Editor view

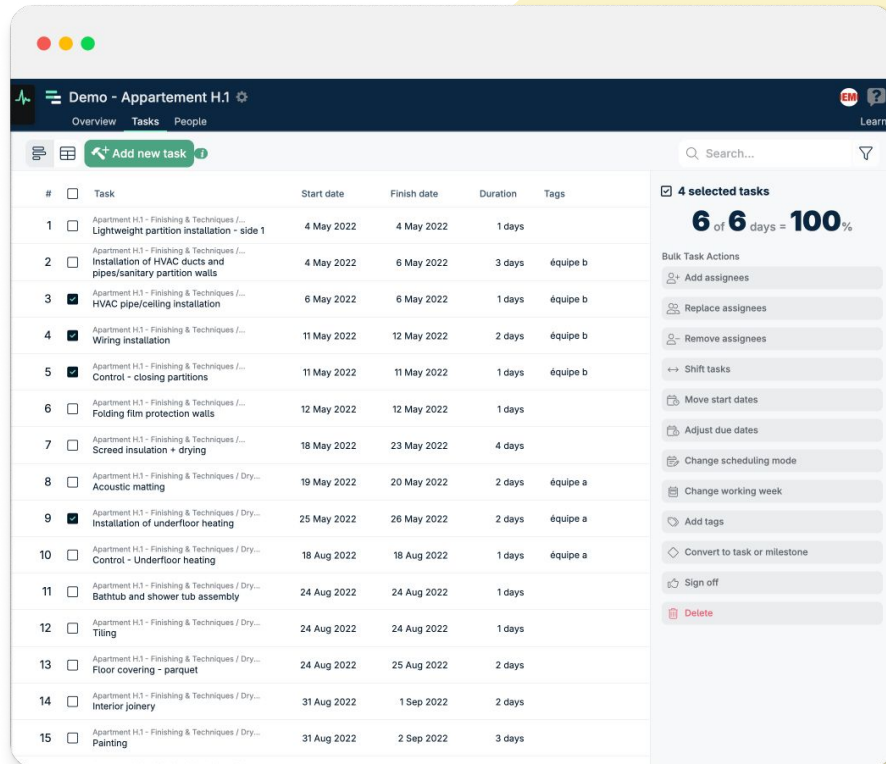
Explore our revamped Table Editor view, offering a refined and structured look at your plans.

We have enhanced the overall usability and unified the bulk action experience with Gantt.

Benefits

Better holistic view to your plan!

Web



#	Task	Start date	Finish date	Duration	Tags
1	Apartment H1 - Finishing & Techniques / Lightweight partition installation - side 1	4 May 2022	4 May 2022	1 days	
2	Apartment H1 - Finishing & Techniques / Installation of HVAC ducts and pipes/sanitary partition walls	4 May 2022	6 May 2022	3 days	équipe b
3	Apartment H1 - Finishing & Techniques / HVAC pipe/ceiling installation	6 May 2022	6 May 2022	1 days	équipe b
4	Apartment H1 - Finishing & Techniques / Wiring installation	11 May 2022	12 May 2022	2 days	équipe b
5	Apartment H1 - Finishing & Techniques / Control - closing partitions	11 May 2022	11 May 2022	1 days	équipe b
6	Apartment H1 - Finishing & Techniques / Folding film protection walls	12 May 2022	12 May 2022	1 days	
7	Apartment H1 - Finishing & Techniques / Screed insulation + drying	18 May 2022	23 May 2022	4 days	
8	Apartment H1 - Finishing & Techniques / Dry... Acoustic matting	19 May 2022	20 May 2022	2 days	équipe a
9	Apartment H1 - Finishing & Techniques / Dry... Installation of underfloor heating	25 May 2022	26 May 2022	2 days	équipe a
10	Apartment H1 - Finishing & Techniques / Dry... Control - Underfloor heating	18 Aug 2022	18 Aug 2022	1 days	équipe a
11	Apartment H1 - Finishing & Techniques / Dry... Bathtub and shower tub assembly	24 Aug 2022	24 Aug 2022	1 days	
12	Apartment H1 - Finishing & Techniques / Dry... Tiling	24 Aug 2022	24 Aug 2022	1 days	
13	Apartment H1 - Finishing & Techniques / Dry... Floor covering - parquet	24 Aug 2022	25 Aug 2022	2 days	
14	Apartment H1 - Finishing & Techniques / Dry... Interior joinery	31 Aug 2022	1 Sep 2022	2 days	
15	Apartment H1 - Finishing & Techniques / Dry... Painting	31 Aug 2022	2 Sep 2022	3 days	

4 selected tasks

6 of 6 days = 100%

Bulk Task Actions

- Add assignees
- Replace assignees
- Remove assignees
- Shift tasks
- Move start dates
- Adjust due dates
- Change scheduling mode
- Change working week
- Add tags
- Convert to task or milestone
- Sign off
- Delete

Save time and update multiple tasks at once

Updating multiple tasks individually is a thing of the past. Whether you're managing a project mid-way or just need to update the same tasks across different locations, you can now make bulk progress updates.

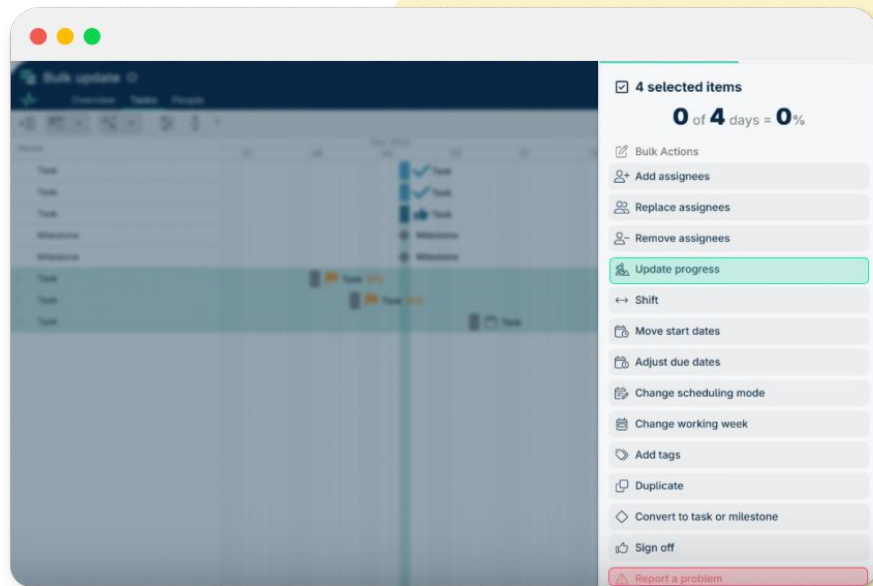
Choose to update the task's progress %, mark it as "delayed," set it "on track," or mark it "completed" and ready for sign-off. This makes it easier to manage tasks quickly without getting bogged down by individual updates.

This feature not only makes updates faster, but it also ensures you can manage your tasks in a way that suits your needs—whether you're tracking progress in detail or just keeping things on track.

Benefits

Cuts down admin time and makes task management faster and more efficient, especially when handling repetitive tasks across different sites.

Web



A simplified “People” page

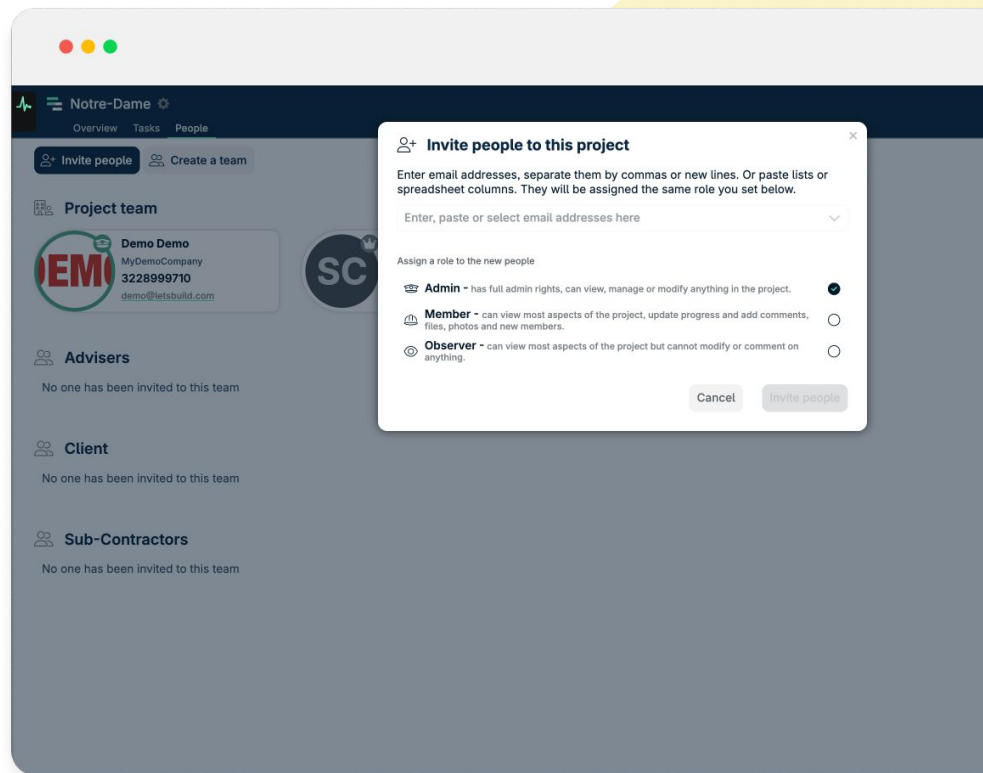
By taking a closer look at how you invite and create their team for a project, we've realised that there are a number of ways in which we could optimise it:

- Allowing bulk invite by copy-paste of emails from a list or spreadsheet (you can still use comma to enter several people at once)
- Allowing you to assign them a role right when inviting them, rather than doing it in several steps.
- Removing the unnecessary validation click once the invitation has been sent.
- Members are sorted alphabetically.
- Company owners or admins can set their role in projects under their company.

Benefits

A simple page that saves you a lot of time and also looks nicer !

Web



Note - you can invite people from task details, when assigning their email to a task.

Keep your profile up-to-date!

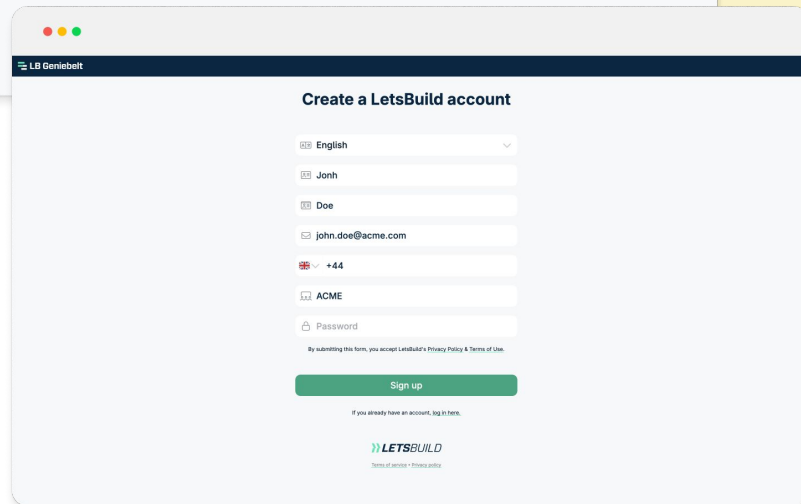
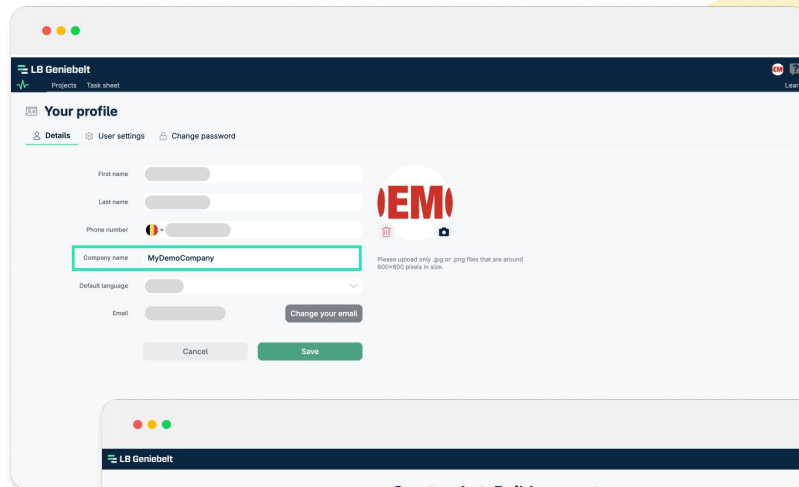
We've made it easier to keep your profile accurate and up to date. Now, you can edit the company name you entered during sign-up directly from your profile page on the web. This gives you the flexibility to make changes whenever needed.

Additionally, we've improved the sign-up process, allowing you to add your phone number directly at sign-up—no more follow-up needed to gather this essential information. This change reduces the hassle of getting in touch with subcontractors and keeps your profile complete right from the start.

Benefits

These updates make it easier to maintain accurate profile information and streamline the sign-up process, saving you time and ensuring a smoother experience.

Web



Improved general email notifications

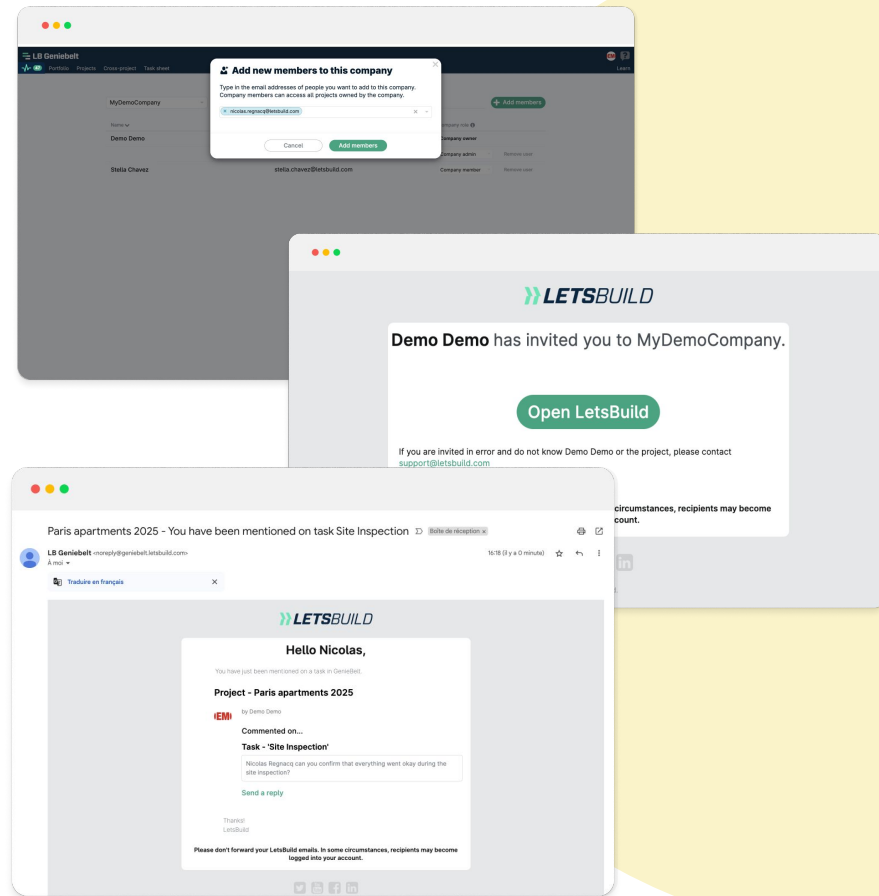
We've made significant improvements to how we notify users via email. No more confusion—whether it's an invitation to join a company, task updates, or project issues, our emails now deliver clearer, more consistent information.

For instance, when new members are invited to a company, they'll receive an automatic invitation email, so there's no surprise. But it doesn't stop there: we've also enhanced task and issue notifications. Now, emails include the project name, specific task details, and who reported the issue!

Benefits

These updates ensure users are always informed and can act on notifications without delays or confusion, enhancing overall communication and workflow efficiency.

Web



Keeping the holiday calendar when reimporting

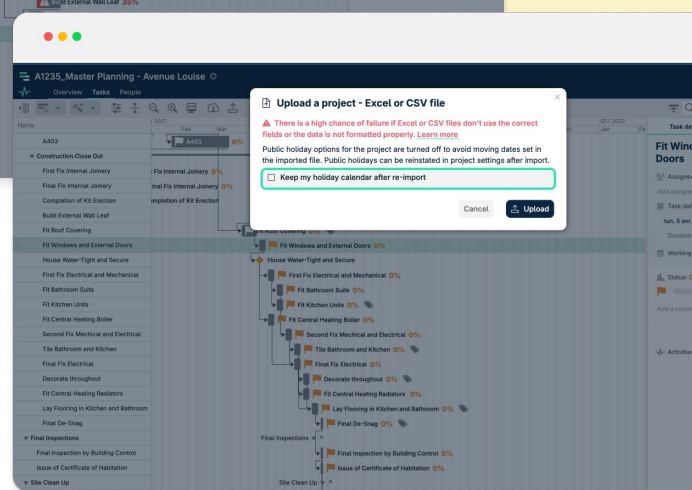
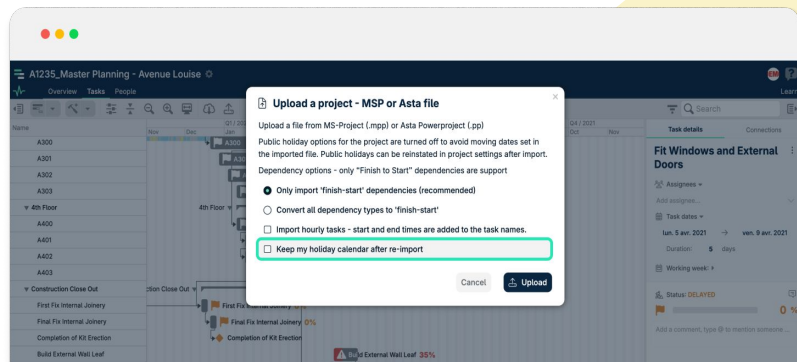
When uploading your revised plans into LB Geniebelt, the calendar setting switched to none, and you need to set it again.... Annoying, right?

Now, when you re-import your plan, you can choose to keep your existing calendar settings. Of course, you can still tweak it in the project settings if needed.

Benefits

Streamlines the re-importing process and keeps your calendar intact, making your life a bit easier.

Web



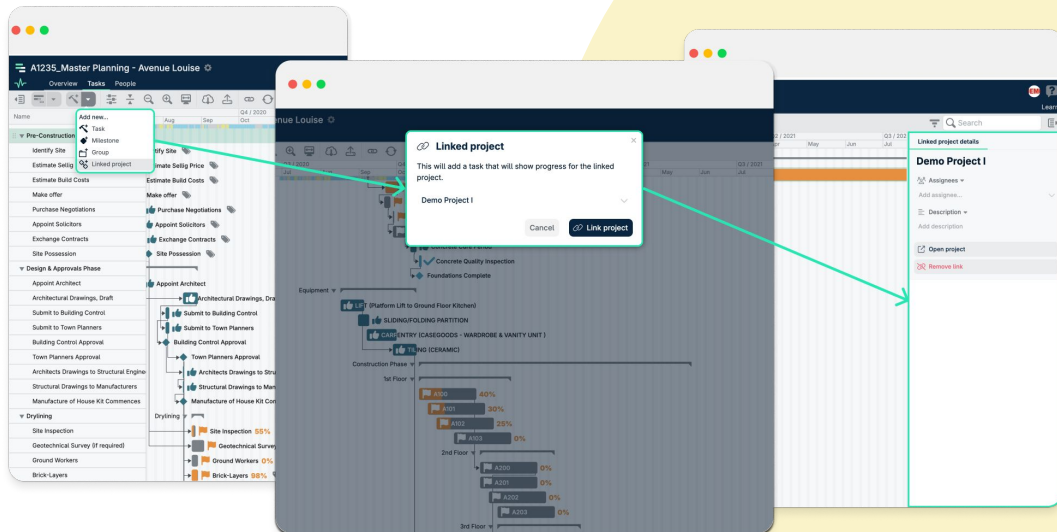
Migrating linked projects

In LB Geniebelt, you have the option of linking several projects to break down your projects into different phases, or to have a more precise portfolio view.

We've made the panel for it consistent with other task panel to make it easier to make and manage linked projects.

Benefits

In the interest of consistency and coherence between our different menu and side panels, we are regrouping all the actions at the same place!



Web

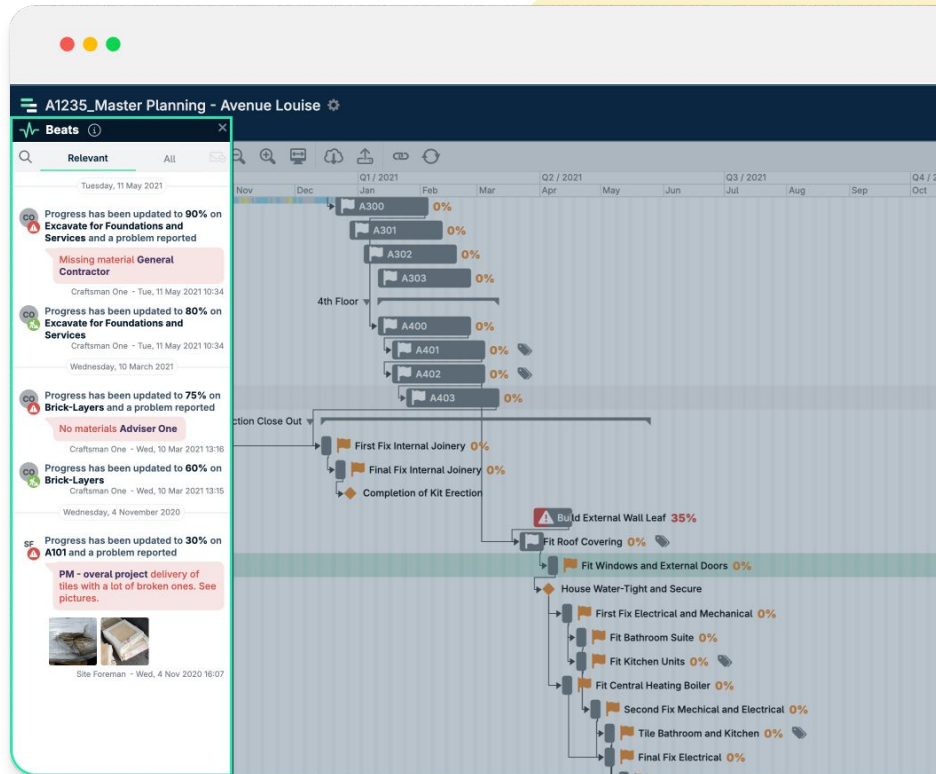
Better look and feel of Beats and activity trail

Keeping up with project updates should feel more like a breeze than a chore. We're revamping the Beats panel and activity trail to be easier on the eyes. With a fresh design, new icons, and a resize to avoid covering your project dashboard, it's now simpler to follow all the action in your projects.

Benefits

Enhances usability by making it easier to keep track of all the updates and activity in your project without losing sight of your dashboard.

Web



A refreshed Project Dashboard

The project dashboard is the heart of LB Geniebelt, and we've given it a major upgrade!

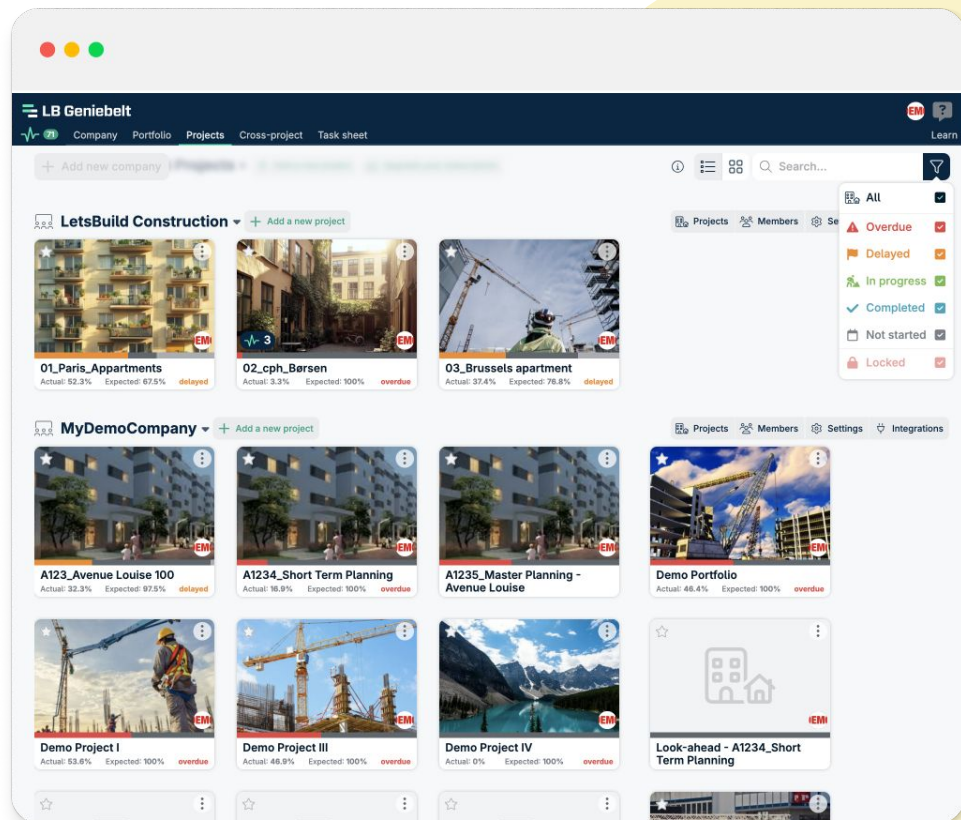
You can now see more projects at once, making better use of the screen space. Mark your favorite projects for quicker access, and find project cards with clearer details like progress % and status.

We've added decimals to the progress bar for more accuracy and made it easier to delete or archive projects right from the overview—no more digging into settings. Plus, your session's expand/collapse state will be remembered, so you won't have to reset it every time.

Benefits

Streamlines project management by making your dashboard more readable, accessible, and easier to update.

Web



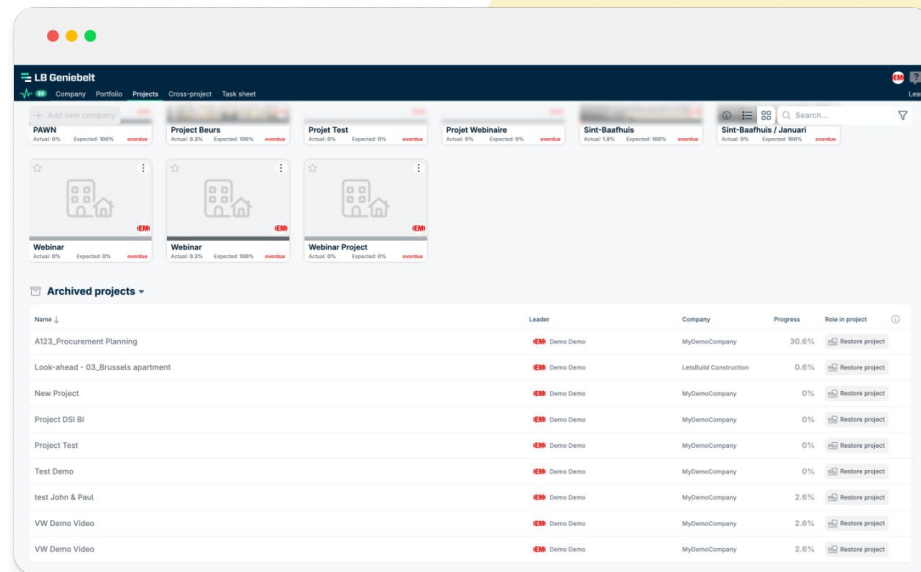
Clearer archived projects overview

In the past, archived projects only showed up for the project leader, causing confusion for the rest of the team. The new archived projects overview now displays all archived projects, regardless of the user's role.

It also includes the company name and project leader details, so team members know exactly who to contact if any updates are needed.

Benefits

This update not only simplifies tracking but also helps you analyze subcontractor performance, identifying any lag patterns between planned and actual start dates to better understand project timelines.



Web



Coming soon

LB Geniebelt

For **builders**, by **builders**.

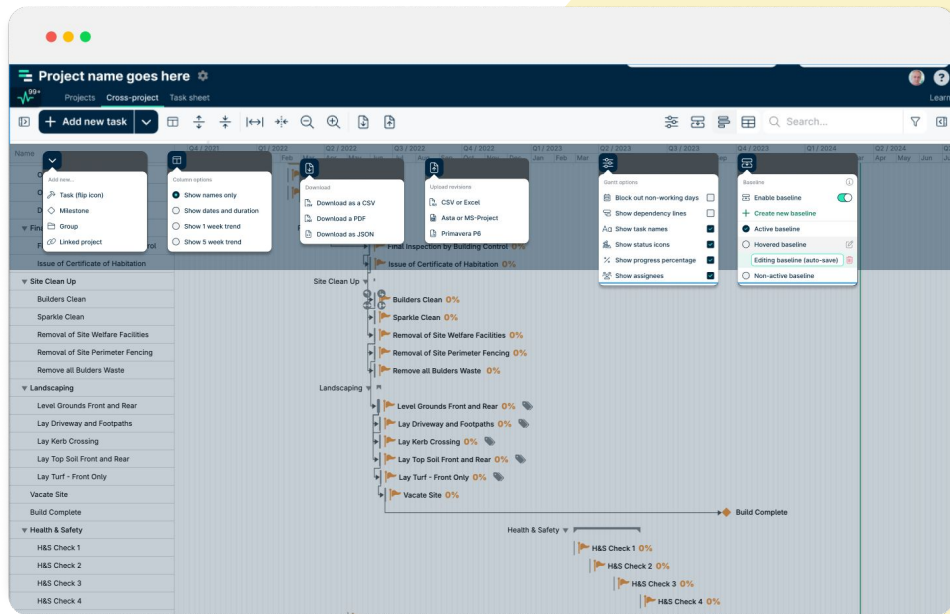
Design refresh for the Gantt toolbar

We're giving the Gantt toolbar a complete redesign to make it more intuitive and easier to use. The main action bar will be reworked for better clarity, giving more visibility to key actions and features. Actions like Baseline will be more prominent, making it easier for you to find and access what you need. We're also simplifying the layout to ensure each action is clear, so you spend less time figuring out what to do and more time managing your projects.

Benefits

It will be quicker to perform actions, and you'll be able to make updates with less confusion, saving time and reducing the learning curve for new users.

Web



View and edit actual dates in one place

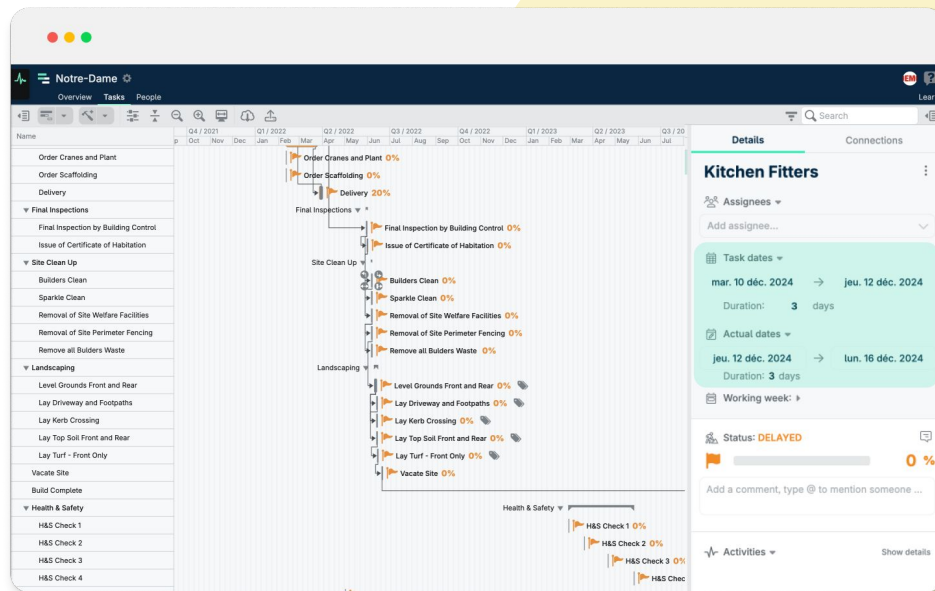
Finding and updating actual start and end dates used to be a bit of a challenge. Maybe you didn't even notice that, alongside the task date (the planned date), you could also fill in an "actual date"—the date the work actually started.

To make things easier, we've moved this information to the sidebar panel, right next to task dates. Now, you can view and edit both task and actual dates in one convenient location—helping make LB Geniebelt an even more reliable source of truth for your projects.

Benefits

This update not only simplifies tracking but also helps you analyze subcontractor performance, identifying any lag patterns between planned and actual start dates to better understand project timelines.

Web



Custom calendar for companies

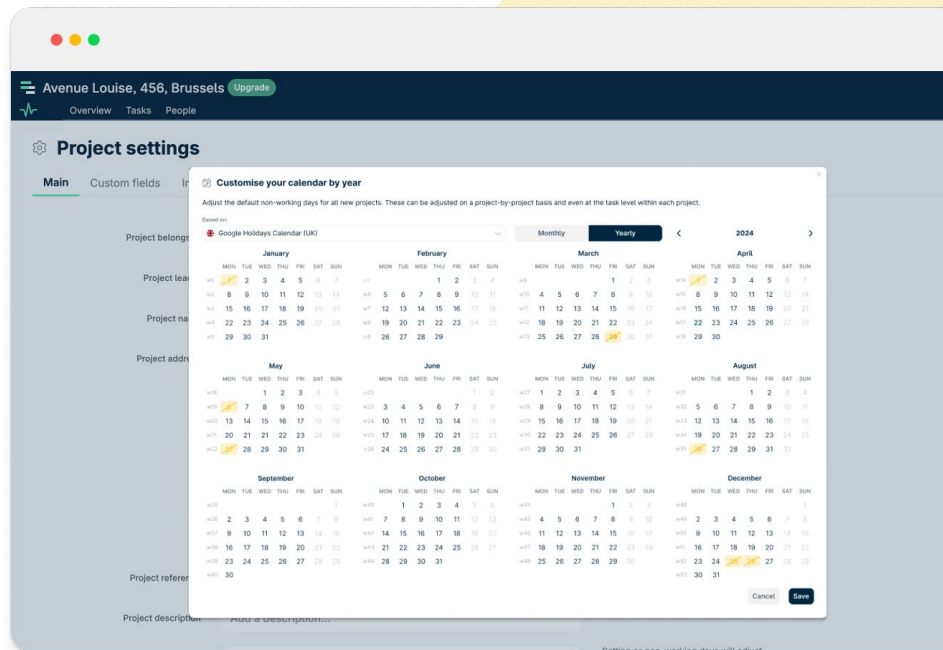
Currently, local holidays are supported, but many customers have additional company-specific holidays that aren't easily accounted for.

In 2025, company owners and admins will be able to define these holidays at the company level, making it easier to align project calendars.

Benefits

This update reduces manual work by allowing you to account for company-specific holidays across all projects, ensuring more accurate scheduling and reducing administrative effort.

Web



Make task details visible in the Cross-Project

When managing multiple projects, it's essential to have easy access to task details across all projects. Currently, clicking on a task opens a pop-up that redirects you to the project, disrupting your workflow. Soon, task details will open directly in the detail panel, allowing you to stay within the same view.

Benefits

This improvement streamlines your workflow, saving you time and eliminating unnecessary clicks as you update tasks across projects.

Web

No visual available yet





THANK YOU!

*For **builders**, by **builders**.*