



***LETSBUILD* 2023** Product
Updates



LetsBuild, past and future

The construction industry has navigated challenges in recent years, including rising interest rates, supply chain disruptions, and pandemic-related collaboration challenges. Despite these hurdles, I'm incredibly optimistic about the future of construction. I believe that modern construction businesses can thrive by embracing market uncertainty and staying adaptable. At LetsBuild, we're here to fully support our customers during this transformative period.

In recent years, LetsBuild has undergone a positive transformation, focusing on realigning our attention to our existing products and clients. We understand the anticipation surrounding the merging of LetsBuild and the promise of seamless on-site process connections. While some are still awaiting these developments, rest assured that we are more committed than ever to promptly delivering features and supporting our customers in their digital transformation journey.

LetsBuild's mission is to empower those revolutionising construction. We're dedicated to co-creating with our users, offering innovative, user-friendly solutions. In 2023, our core focus was on modernising the technical foundation of our core products LB Aproplan and LB Geniebelt. In 2024, we're set to elevate all aspects of our applications, exploring applied BIM, AI automation, data insights and predictions. We believe that the construction projects of the future need a digital copilot, and we're committed to taking our customers on that journey.

Get ready for an exciting 2024 filled with constant feature releases and improvements as we build the digital toolbelt!



Peter Drechsler,

CPO at LetsBuild



Want to Learn More?

Help center

All our applications, from A to Z: user guides, explanation videos, handwritten articles... It's all there!

Co-creation

An essential part of our company's DNA, take part in the evolution of LetsBuild and help us innovate and grow together!



What's included?

Feature name

A detailed description about the new introduced feature.



Feature description

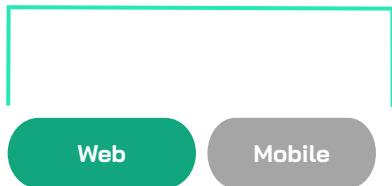
Benefits

The direct benefits the new feature brings to your projects.



Feature added value

Platform



Telling figures



LB Aproplan



LB Geniebelt



LB Site Diary



Table of Contents

<u>LB Aproplan</u>	7
<u>LB Geniebelt</u>	23
<u>LB Site Diary</u>	36
<u>LB Data</u>	50
<u>LetsBuild in 2024</u>	54





LB Aproplan

Your site partner for seamless snagging, quality and safety management

For **builders**, by **builders**.

LB Aproplan



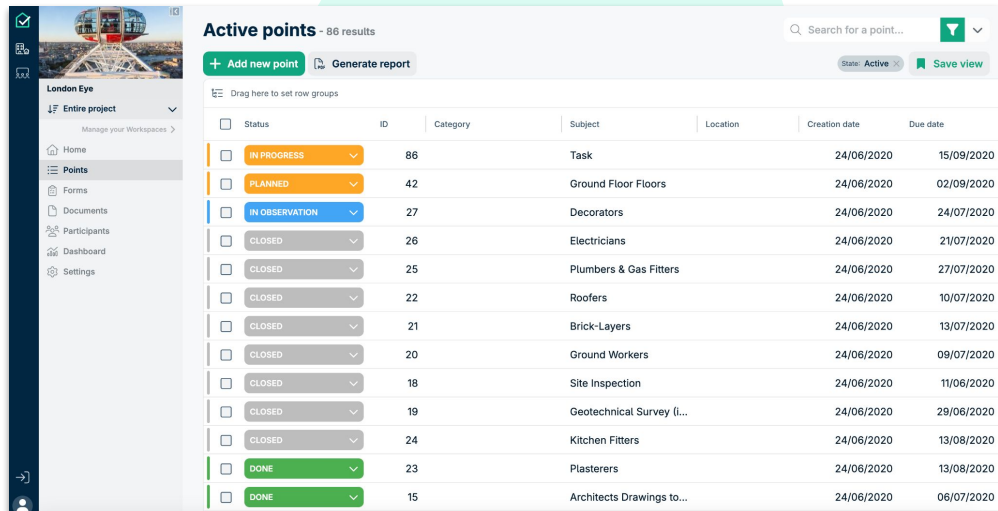
- 1** Upgrade the value proposition of our forms, with increased consistency between points & forms
- 2** Provide significant performance improvements for end users
- 3** Unlock new possibilities and use cases
- 4** Increase the velocity at which new features are shipped to end users

A revamped Points module


Introducing our newly revamped points module! On top of a substantial improvement in performance, you now are able to group points by subject, creation date, author, list, and state. Finally, level up your organisation with the drag and drop multi-grouping feature.

Benefits


The iconic LB Aproplan Points tab gets a new look: move everything at the click of a button, without delay.
















Active points - 86 results

Search for a point... 

[+ Add new point](#) [Generate report](#)

State: Active  [Save view](#)

Drag here to set row groups

Status	ID	Category	Subject	Location	Creation date	Due date
 IN PROGRESS	86		Task		24/06/2020	15/09/2020
 PLANNED	42		Ground Floor Floors		24/06/2020	02/09/2020
 IN OBSERVATION	27		Decorators		24/06/2020	24/07/2020
 CLOSED	26		Electricians		24/06/2020	21/07/2020
 CLOSED	25		Plumbers & Gas Fitters		24/06/2020	27/07/2020
 CLOSED	22		Roofers		24/06/2020	10/07/2020
 CLOSED	21		Brick-Layers		24/06/2020	13/07/2020
 CLOSED	20		Ground Workers		24/06/2020	09/07/2020
 CLOSED	18		Site Inspection		24/06/2020	11/06/2020
 CLOSED	19		Geotechnical Survey (I...		24/06/2020	29/06/2020
 CLOSED	24		Kitchen Fitters		24/06/2020	13/08/2020
 DONE	23		Plasterers		24/06/2020	13/08/2020
 DONE	15		Architects Drawings to...		24/06/2020	06/07/2020

Available end of December 2023.

Web

Mobile

A super fast document viewer...

Our new document viewer is lightning-fast, more user-friendly, and will handle large files with ease. It also has enhanced customisation options for all your annotations.

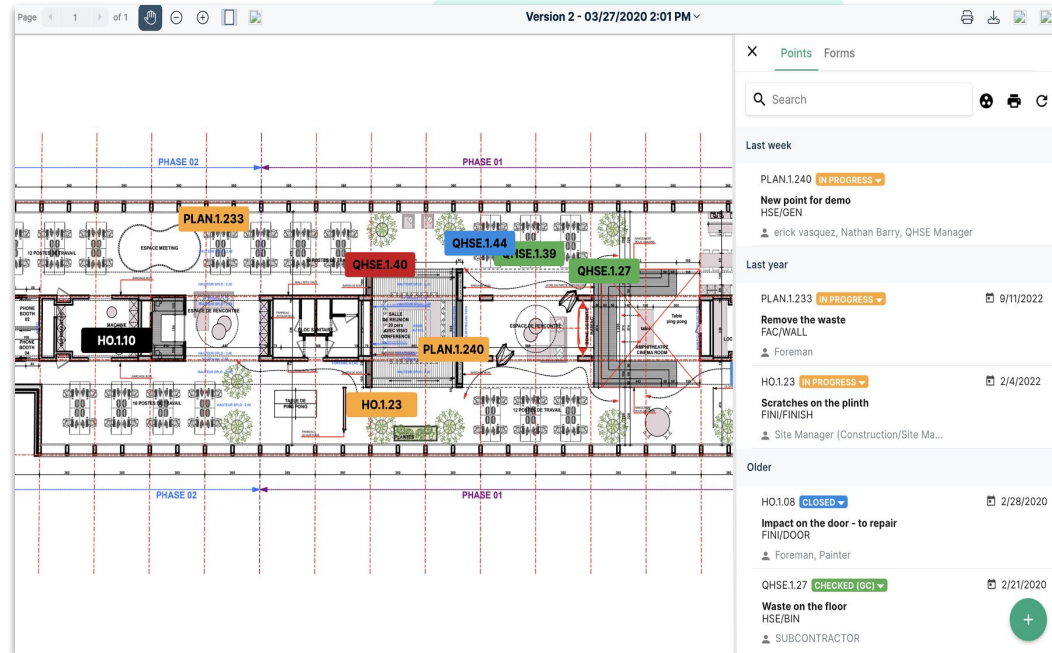
Benefits

A flawless user experience when working with your documents inside our app.

Available end of December 2023.

Web

Mobile



...with a lot of new features!

Our new document viewer offers you new functionalities when working with plans or pictures: you can print and download with content over the plan included, search within your files, align different document versions to compare differences, easily select pages on multipage documents and much more.

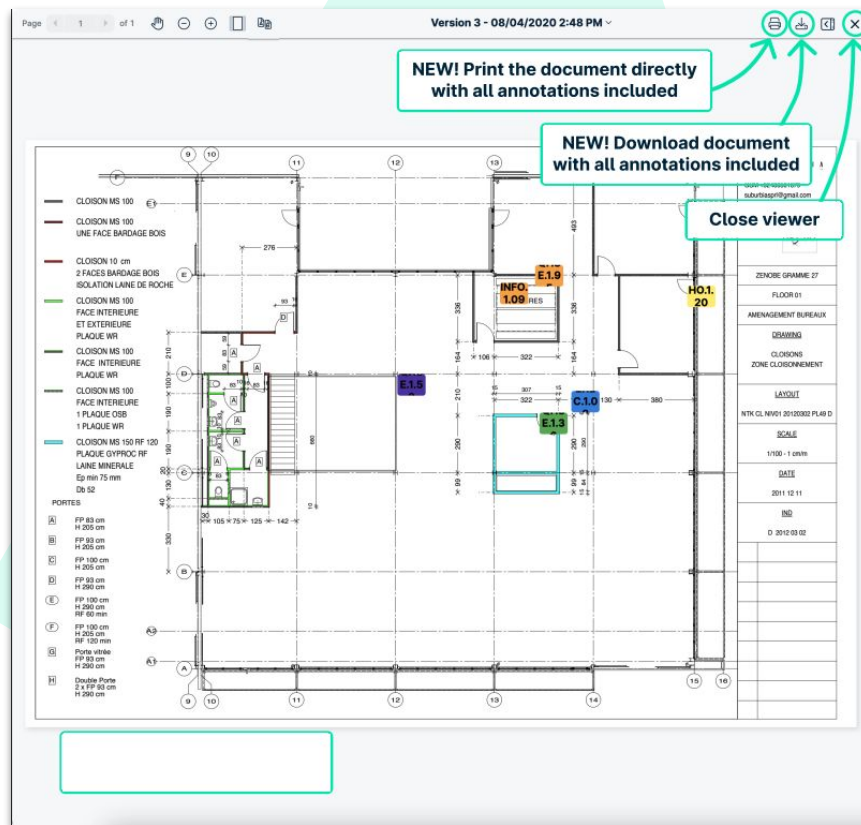
Benefits

Minimise time finding specific information in your documents and make use of relevant information even outside the application.

Available end of December 2023.

Web

Mobile



Edit form question attachments with ease

When you open a form item or a form question attachment, the document viewer loads in edit mode instead of view mode. This enables you to seamlessly add, edit, delete, and save all sorts of annotations, just like in point attachments.

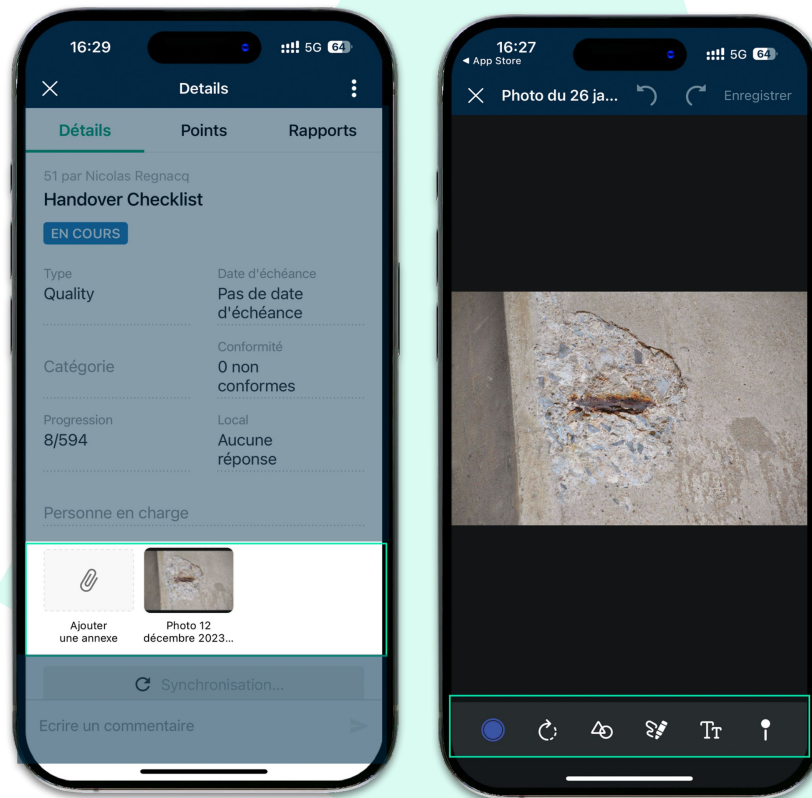
Benefits

Get more precise with your instructions! You can be more precise about what to highlight on a photo or a plan attached to a form.

Available end of December 2023.

Web

Mobile



Clearer error reports on form template import

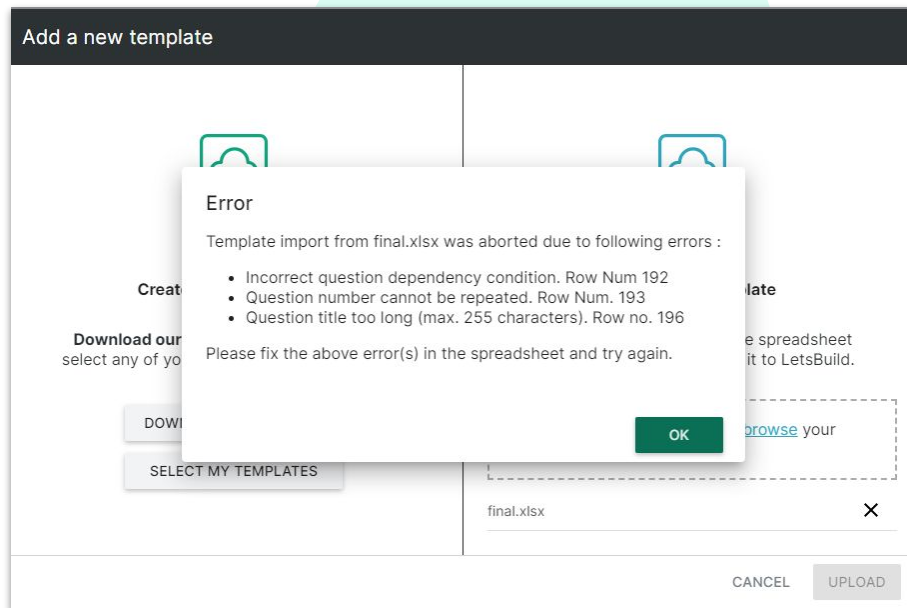
Have you made a mistake when building a form template in Excel? No more random error codes that leave you confused about what to fix. Form template import error reports are now clearer so you know what exact issue you need to work with.

Benefits

Save time when troubleshooting issues/mistakes with your form template. Minimise the instances you have to contact LetsBuild's support to fix a mistake!

Web

Mobile

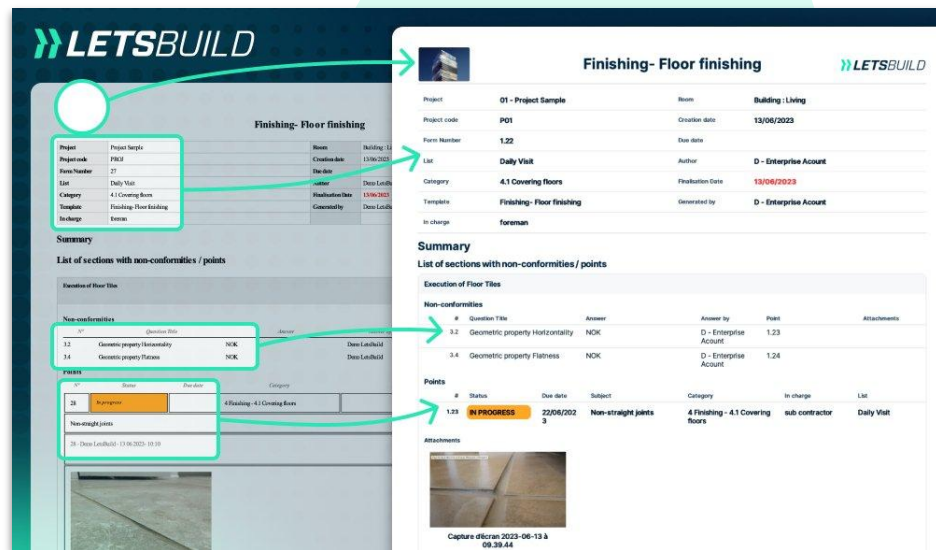


Form report template makeover

Our form report template has now a refreshed look, addressing several key issues to improve user experience and usability.

Benefits

A clearer, more user-friendly design that improves readability/understanding of form reports and includes more key information.



Web

Mobile

Assign rooms to forms

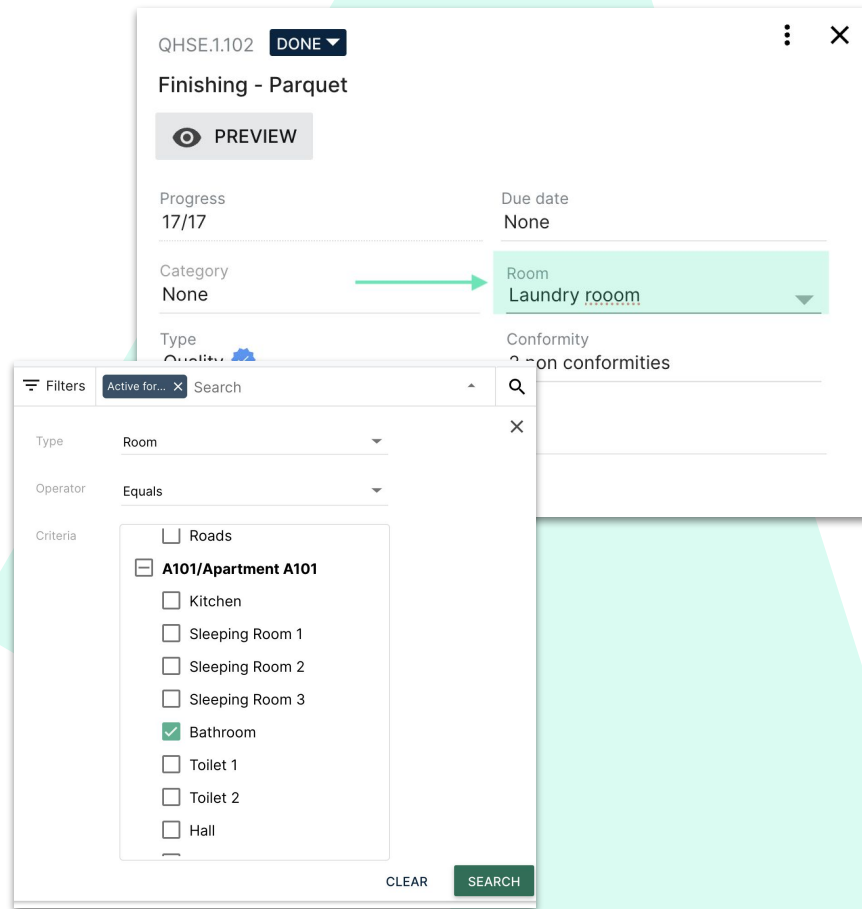
When creating or editing a Form, you can now assign a Room to it, to make it easier to locate. Plus, you can also filter or group forms by room. You will be able to see what inspections should be executed in a specific location easily.

Benefits

Know exactly in which location inspections take place, information you'll then be able to exploit for later data analysis.

Web

Mobile



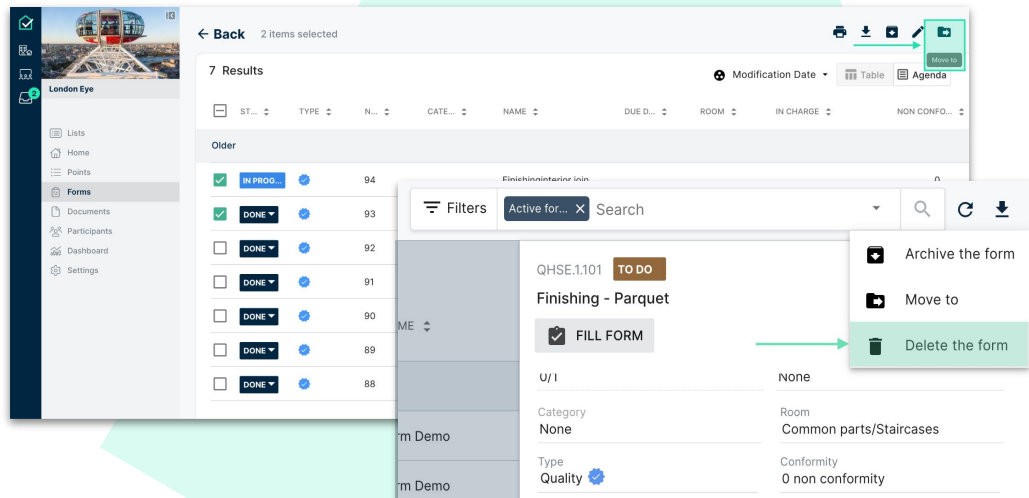
The screenshot displays two overlapping windows from the LB Aproplan application. The top window, titled 'QHSE.1102' and 'Finishing - Parquet', shows a 'PREVIEW' button and fields for 'Progress' (17/17), 'Due date' (None), 'Category' (None), and 'Type' (Quality). A green arrow points from the 'Category' field to a dropdown menu where 'Room' is selected, and 'Laundry room' is highlighted. The bottom window is a 'Filters' panel with a search bar and a list of criteria. The 'Type' is set to 'Room' and the 'Operator' is 'Equals'. The criteria list includes 'Roads', 'A101/Apartment A101' (expanded), 'Kitchen', 'Sleeping Room 1', 'Sleeping Room 2', 'Sleeping Room 3', 'Bathroom' (checked), 'Toilet 1', 'Toilet 2', and 'Hall'. 'CLEAR' and 'SEARCH' buttons are at the bottom right of the filters panel.

Working with forms is now more practical

You can now delete forms and move multiple forms from one list to another in bulk, both from your desk or on-the-go. Get rid of redundant data to help you keep your projects clean and organised.

Benefits

More consistency between points and forms, and time-saving from moving multiple forms in once, instead of one by one.



The screenshot displays the mobile application interface for 'London Eye'. On the left is a navigation menu with options: Lists, Home, Points, Forms (highlighted), Documents, Participants, Dashboard, and Settings. The main screen shows a list of 7 results under the heading 'Older'. The list includes columns for status (e.g., IN PROG., DONE), a number (e.g., 94, 93, 92, 91, 90, 89, 88), and a 'Move to' button. A detailed view of a form is overlaid on the right, showing 'Filters' (Active for... X), 'Search', and a 'FILL FORM' button. The form details include: QHSE.1.101 (TO DO), Finishing - Parquet, U/I: None, Category: Room (Common parts/Staircases), Type: Quality (0 non conformity). A context menu is open over the 'FILL FORM' button, offering options: 'Archive the form', 'Move to', and 'Delete the form' (highlighted with a green arrow).

Web

Mobile

Connect your checklists with your planning

A cross product link that allows you to seamlessly connect inspection forms from LB Aproplan to tasks on LB Geniebelt. More specifically, you can:

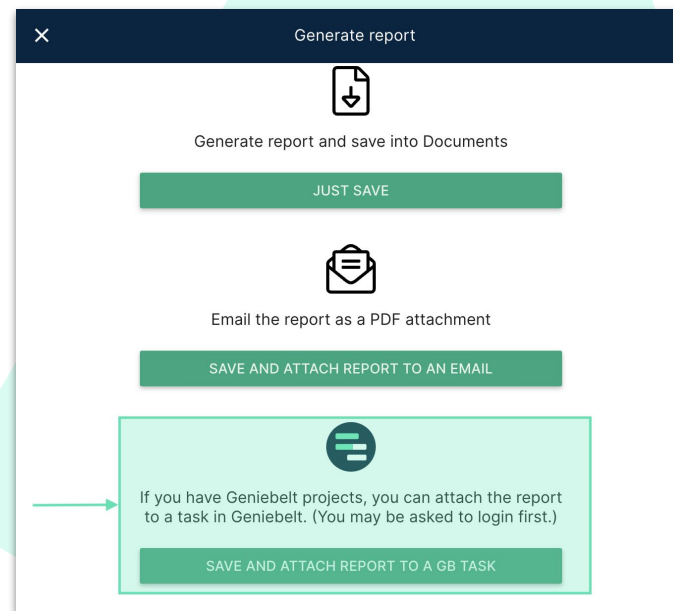
- Link forms to planning tasks in LB Geniebelt.
- From a planning task in LB Geniebelt, be directed to an inspection form.
- Easily send form reports to planning tasks.

Benefits

Minimise project delays due to required quality inspections to do for project activities while ensuring quality standards are met across the planning tasks.

Web

Mobile



Views available on mobile devices

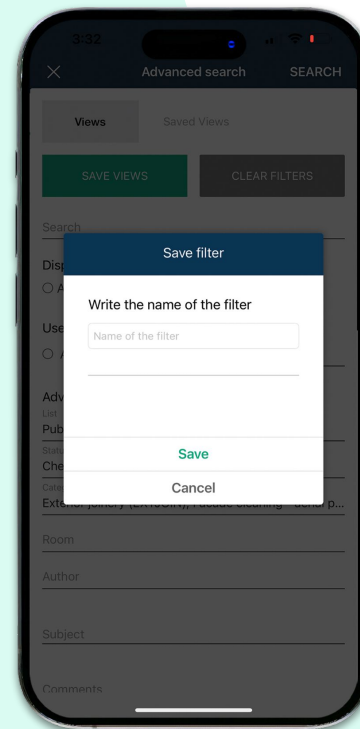
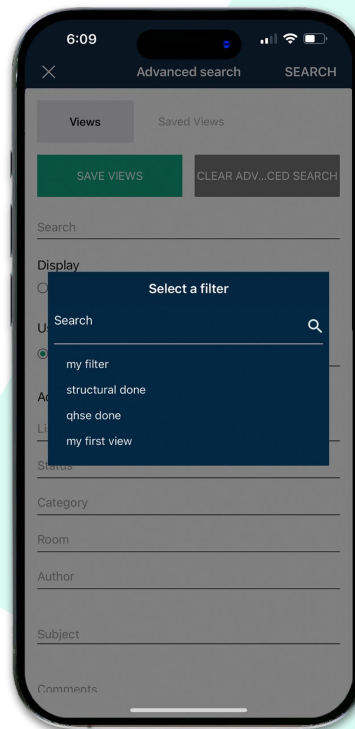
Saved filters, known as "Views," are now accessible on mobile devices. Views allow you to save and reuse combinations of different filters, just like you do in the web app.

Benefits

Save time from recreating filter(s) that you use frequently.

Web

Mobile



A refreshed points dashboards...

Introducing our brand new and supercharged dashboards! These dashboards now offer significantly improved performance, making tracking and analysing points easier and more efficient.

Benefits

Get ready for a noticeable boost in performance and rapidity while using our in-app dashboards! Lose no time when looking at the big picture of your project.

Available end of December 2023.

Web

Mobile



... that brings more filtering options

On top of a faster performance, the new points dashboards introduce points by category and by room pie charts. Also, there are improved filtering capabilities and filters applied in pie charts are now reflected in historic points data too.

Benefits

Easily stay on top of the trends and patterns revealed by your project activities. Detect which disciplines or subcontractors need more attention.

Available end of December 2023.

Web

Mobile



Guest & subcontractor access limitations

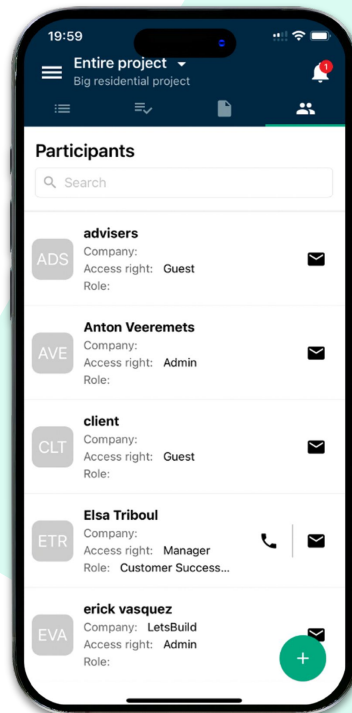
Admin of a project can now access a new "Privacy" section within project settings. Here, they have the option to control whether guests and subcontractors can view other participants in the project or not.

Benefits

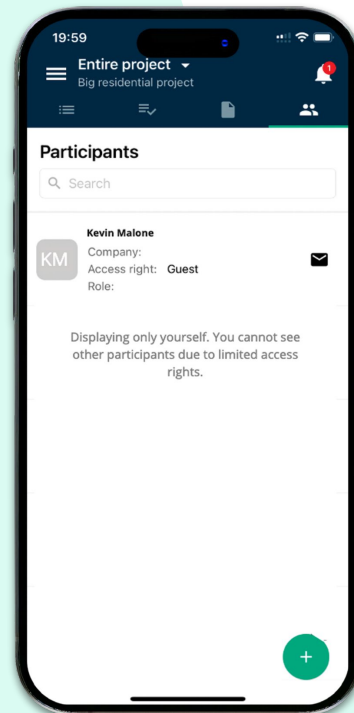
Enhanced personal data privacy towards your projects' members.

Web

Mobile



SHOWING



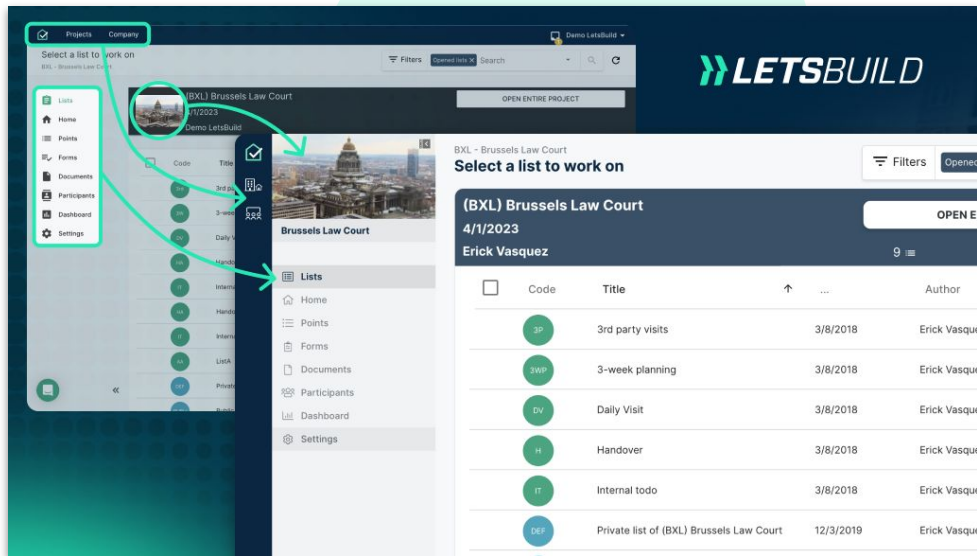
HIDING

Web application restyling

This year, LB Aproplan web application had a new, fresh look. The menu bar has been relocated to the left of the screen, and each project's menu has been updated with a more modern look.

Benefits

While this change is mostly aesthetic, it's also the gateway to building an all-in-one application. Find out more at the end of this document!



Web

Mobile



LB Geniebelt

Your co-pilot for maintaining an effortless planning and a flawless progress

For **builders**, by **builders**.

LB Geniebelt



- 1** A clearer and more efficient approach to developing and managing your plan
- 2** Enhance your perspective for more effective team allocation
- 3** Facilitating better communication between your office and construction site
- 4** Assisting you in preventing delays by seamlessly integrating your execution plan with your quality plan



Project creation made easy

We've redesigned our project creation page to give you a clearer idea of the various options available to you. And if ever an import goes wrong, you'll now have the reason for the failure.

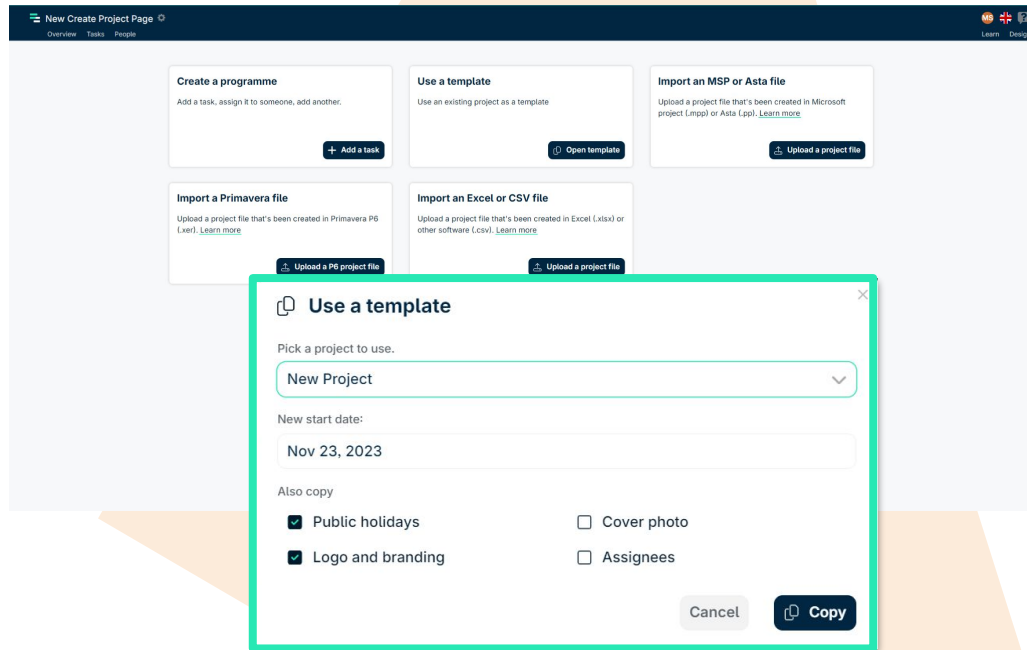
In addition, the copy project option now lets you choose which elements you would like to copy from the existing project.

Benefits

A simplified start on LB Geniebelt, with more possibilities.

Web

Mobile

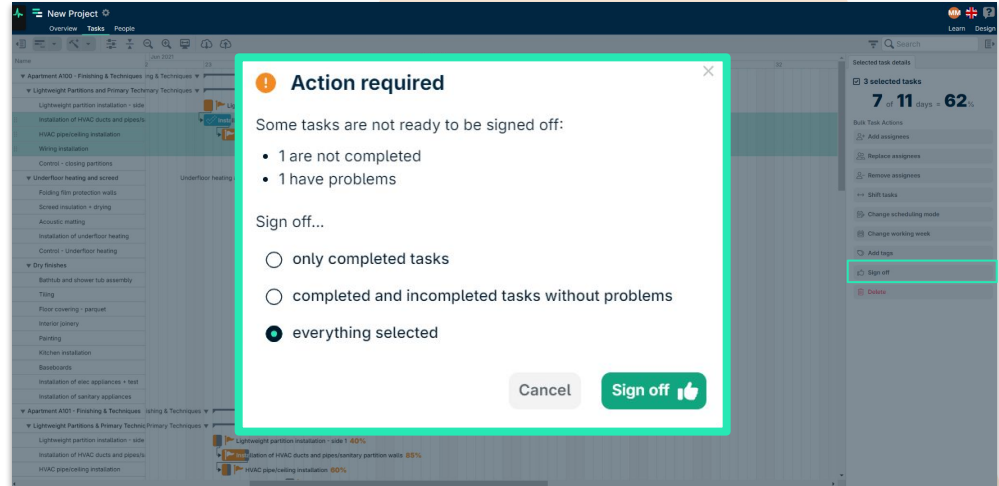


Improved bulk sign-off

You can now approve your tasks if they are completed, have problems, or simply approve all selected tasks. The reason? If some of them have an out-of-date status, it can be a tedious process to update them one by one.

Benefits

Saving time with signing off the tasks that have outdated status.



Web

Mobile

Linking LB Aproplan forms with LB Geniebelt Tasks

A cross product link that allows you to seamlessly connect inspection forms from LB Aproplan to tasks on LB Geniebelt. More specifically, you can:

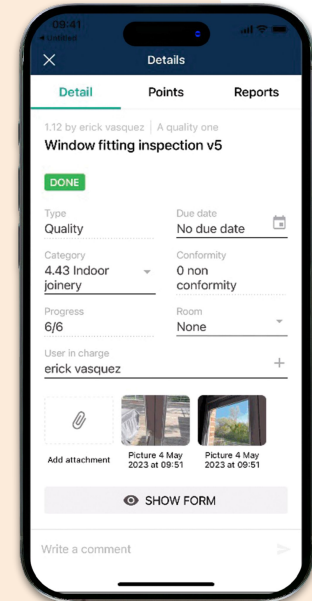
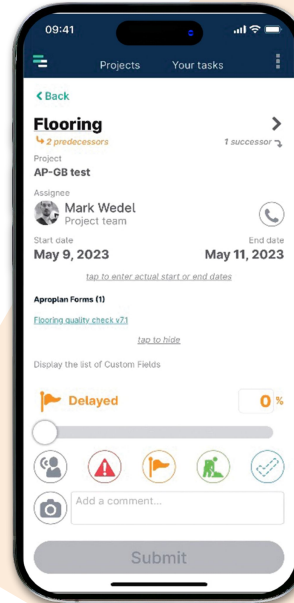
- Link forms to planning tasks in LB Geniebelt.
- From a planning task in LB Geniebelt, be directed to an inspection form.
- Send form reports to planning tasks.

Benefits

Clear and direct communication between planning and inspections to reduce errors, delays and over-expenses.

Web

Mobile



Upgraded bulk panel

We've aimed to enhance your current workflow by introducing a feature that allows you to select multiple tasks simultaneously. This provides more intuitive and readily accessible options, eliminating the need to navigate through dropdown menus.

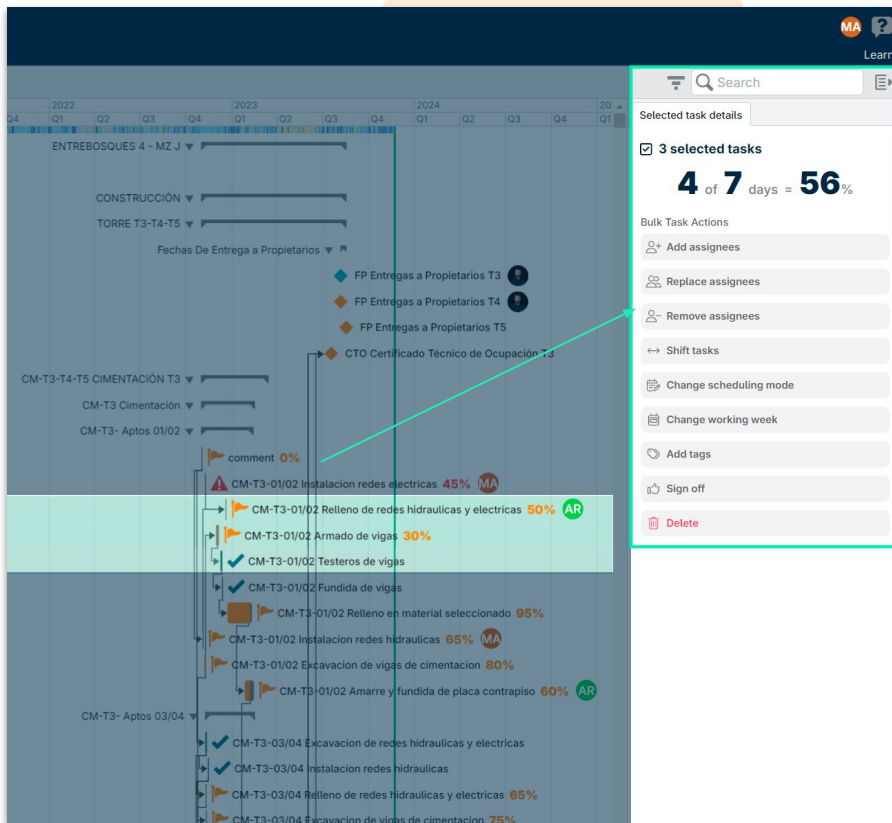
Additionally, we're introducing the capability to modify start and end dates, as well as the flexibility to convert tasks into milestones and vice versa

Benefits

Optimise your actions, with more possibilities in fewer clicks.

Web

Mobile

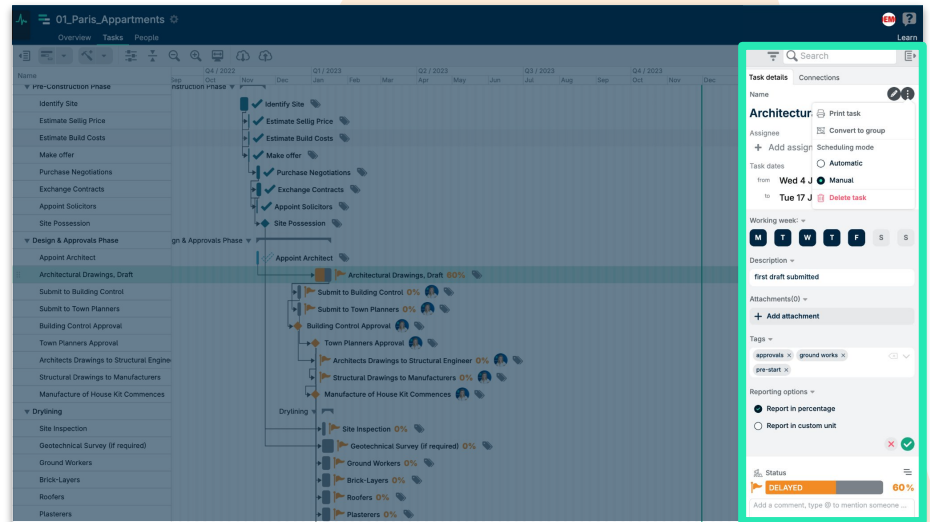


Redesign task details panel

We've refreshed our task panel so that the access to the information is more intuitive. The most important actions are directly visible: the week type, description, attachment, tags and report unit directly when opening a task.

Benefits

More intuitive interface for you to detail what needs to be done, by when and how.



Web

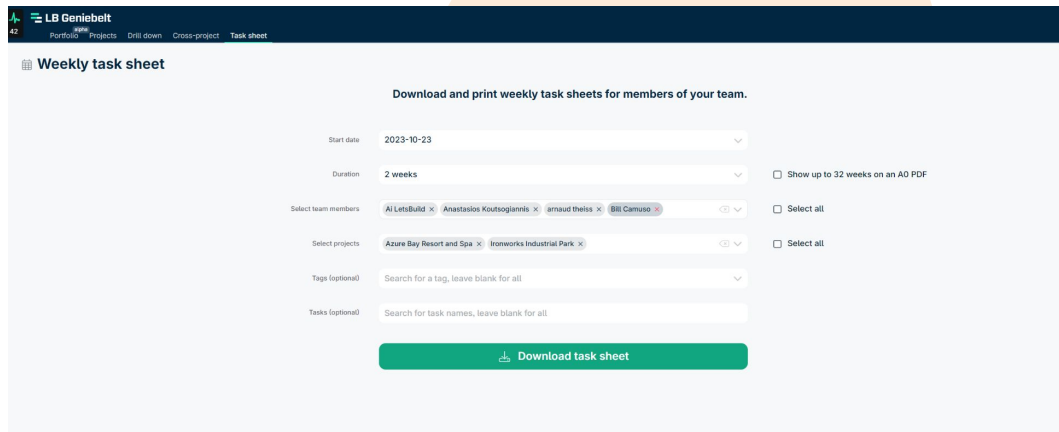
Mobile

Improved search and selection experience

While setting up task sheets for your teams, you now have the convenient option to search for team members using their email addresses, along with keyboard-friendly search functionality.

Benefits

Make better task sheet more easily.



The screenshot shows the 'Weekly task sheet' configuration page. At the top, there is a navigation bar with 'Portfolio', 'Projects', 'Drill down', 'Cross-project', and 'Task sheet'. The main heading is 'Weekly task sheet'. Below this, there is a section titled 'Download and print weekly task sheets for members of your team.' The form includes several fields: 'Start date' (2023-10-23), 'Duration' (2 weeks), 'Select team members' (with tags for 'A LetsBuild', 'Anastasios Koutogiannis', 'arnaud theiss', and 'Bill Cimuso'), 'Select projects' (with tags for 'Azure Bay Resort and Spa' and 'Ironworks Industrial Park'), 'Tags (optional)' (Search for a tag, leave blank for all), and 'Tasks (optional)' (Search for task names, leave blank for all). On the right side, there are three checkboxes: 'Show up to 32 weeks on an A0 PDF', 'Select all', and another 'Select all'. At the bottom, there is a green button labeled 'Download task sheet' with a download icon.

Web

Mobile

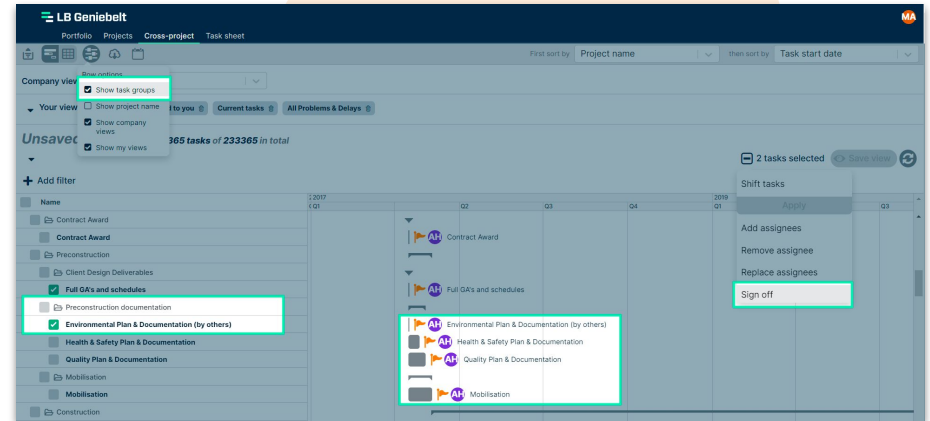
Cross-Project more functional

Lots of news on our Cross-Project!

You can now: display groups, see the task names and milestones on the Gantt, and most importantly, sign-off multiple tasks at once, in different project!

Benefits

Better visibility on how you have allocated teams across your projects, and maintain status of tasks across projects



Web

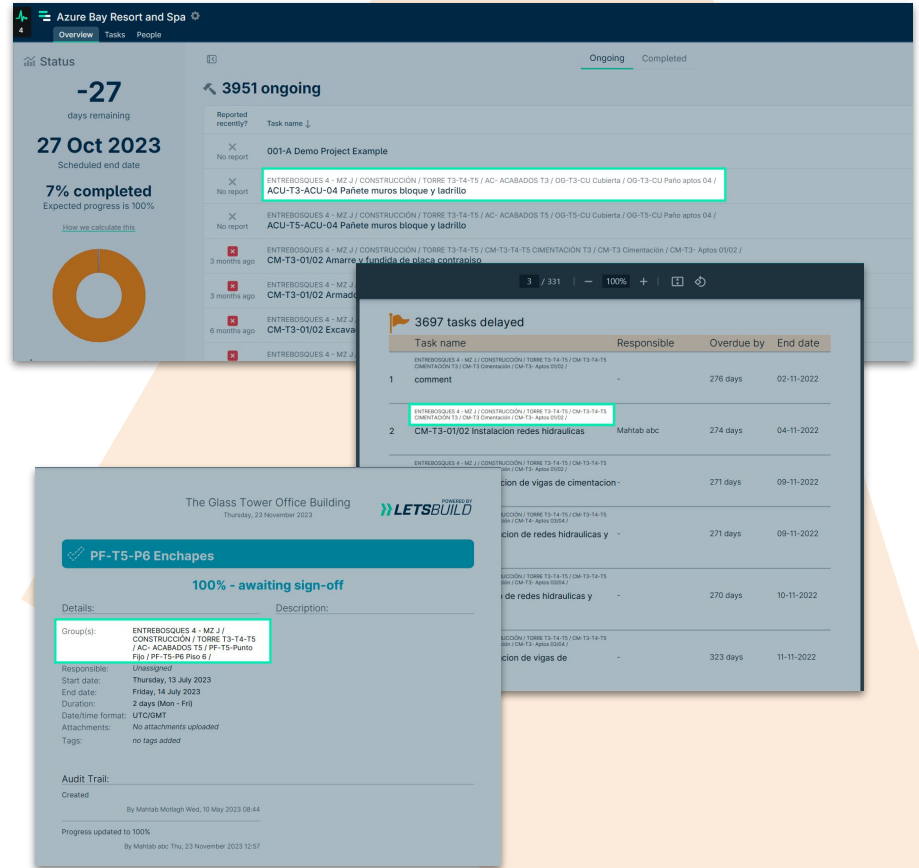
Mobile

Display the Work Breakdown Structure (WBS)

We've made it possible for you to effortlessly view the structure of your project at a glance, with its visibility maintained across our application. This includes both the project overview and within your reports.

Benefits

Greater clarity as to which work or tasks belongs to where.



The screenshot displays the project management interface for 'Azure Bay Resort and Spa'. It shows a status overview with -27 days remaining, a 7% completion rate, and 3951 ongoing tasks. A task list highlights a specific WBS path: 'ENTREBOSQUES 4 - MZ J / CONSTRUCCIÓN / TORRE T3-T4-T5 / AC- ACABADOS T3 / OG-T3-CU Cubierta / OG-T3-CU Paño aptos 04 / ACU-T3-ACU-04 Pañete muros bloque y ladrillo'. A detailed view of a task shows it is 100% complete but awaiting sign-off. The task details include:

- Task Name:** PF-T5-P6 Enchapes
- Status:** 100% - awaiting sign-off
- Group(s):** ENTREBOSQUES 4 - MZ J / CONSTRUCCIÓN / TORRE T3-T4-T5 / AC- ACABADOS T3 / PF-T5-Paño Fijo / PF-T5-P6 Piso 6 /
- Responsibility:** Unassigned
- Start date:** Thursday, 13 July 2023
- End date:** Friday, 14 July 2023
- Duration:** 2 days (Mon - Fri)
- Date/Time format:** UTC/GMT
- Attachments:** No attachments uploaded
- Tags:** no tags added

An audit trail shows the task was created by Mahab Mollagh Wed, 10 May 2023 08:44 and the progress was updated to 100% by Mahab abc Thu, 23 November 2023 12:57. A table of delayed tasks is also visible, listing 3697 tasks with columns for task name, responsible person, overdue days, and end date.

Web

Mobile



Delete your tasks in a faster way

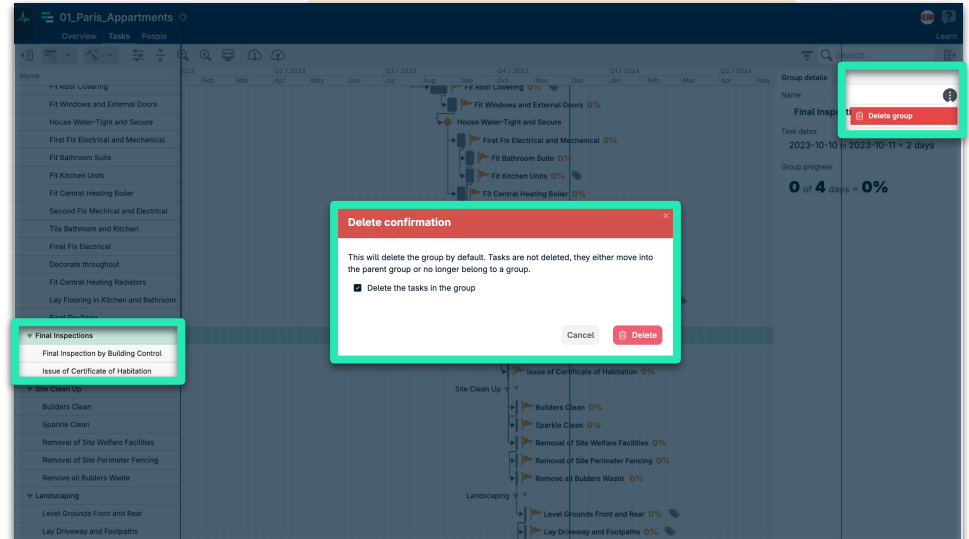
When you want to delete a task group, they were automatically moved to the parent group, or even placed without a group. Now you can choose whether you want to delete the tasks within that group!

Benefits

Once again, more time-saving opportunities in your task management.

Web

Mobile

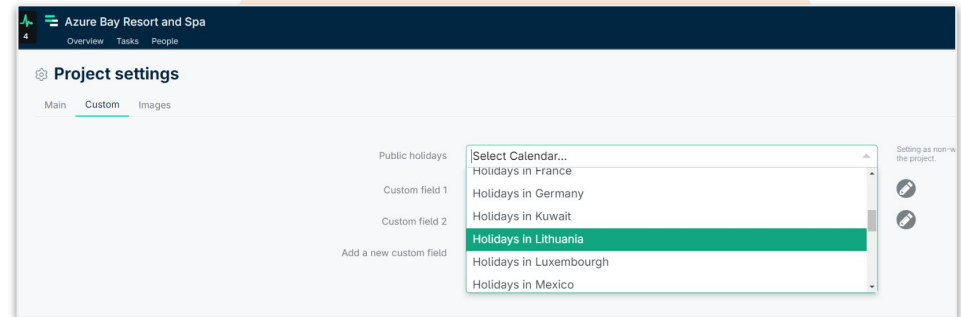


More market-specific holidays

We try to incorporate as many holidays calendars as possible, to adapt to the specificities of each country. This year, we've added specific calendars for Colombia, Lithuania, Mexico and Panama!

Benefits

Optimise the plan around the local calendar(s) and make the most out of automatic scheduling.



Web

Mobile



LB Site Diary

The simplest way to keep track of your daily site activities

For **builders**, by **builders**.

LB Site Diary



- 1 Improve the data collection through entries
- 2 Improve the way data is presented in reports
- 3 Improve automation to reduce repetitive tasks
- 4 Enhance the platform's overall capabilities

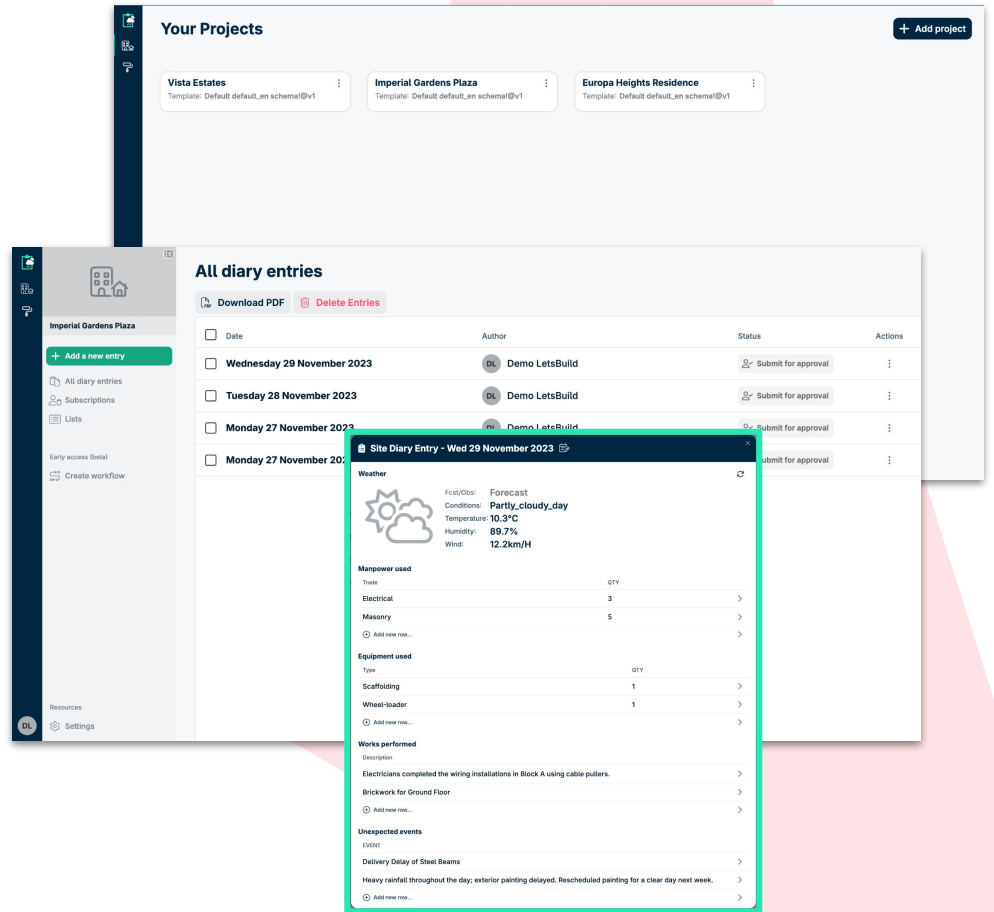


Site Diary on web

Sometimes it's easier to type your daily report on your computer than on your phone. That's why we developed a web version of our application, and you can now access Site Diary through a web interface!

Benefits

Use Site Diary from various devices with internet access, not just mobile apps.



Web

Mobile



A simplified form and report builder

To give you the keys you need to create the most complete forms possible and have a report that meets your requirements, you now have the ability to easily create your own forms and reports using a straightforward process.

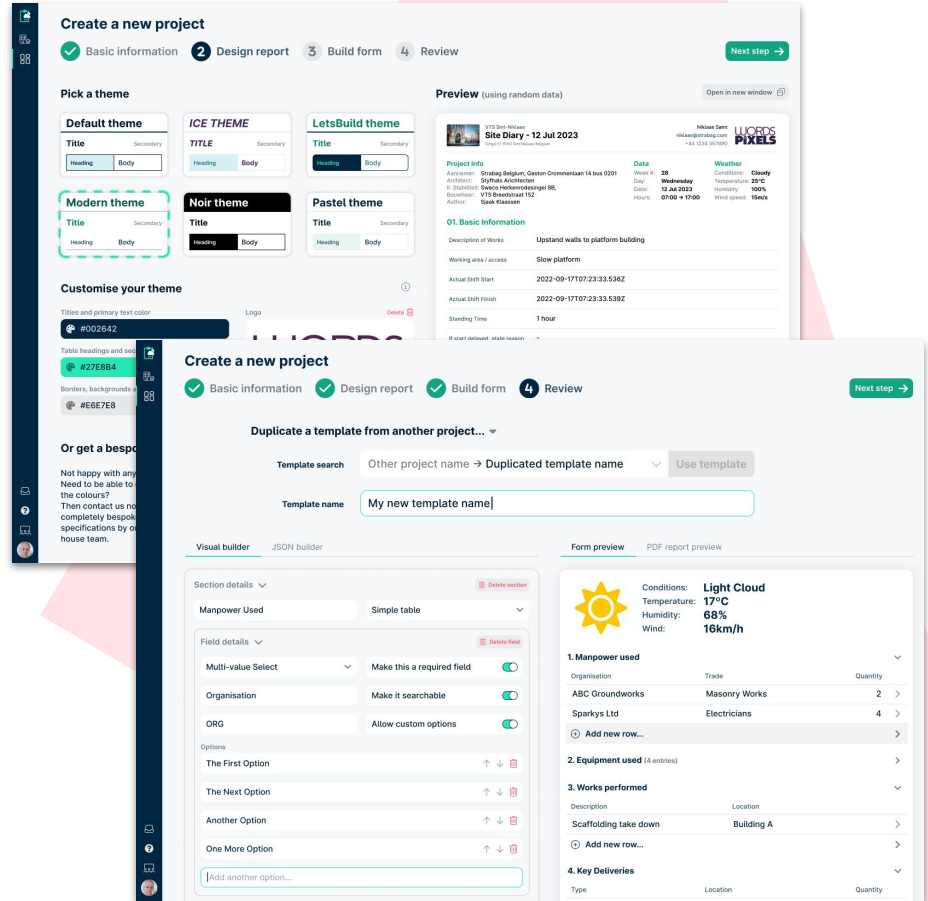
Benefits

Customisation and visual options, tailor your forms and reports to your specific needs and ensure everyone use the same template(s).

Available end of December 2023.

Web

Mobile





Create, edit and share your custom lists

Save time on site by creating predefined lists for some questions.

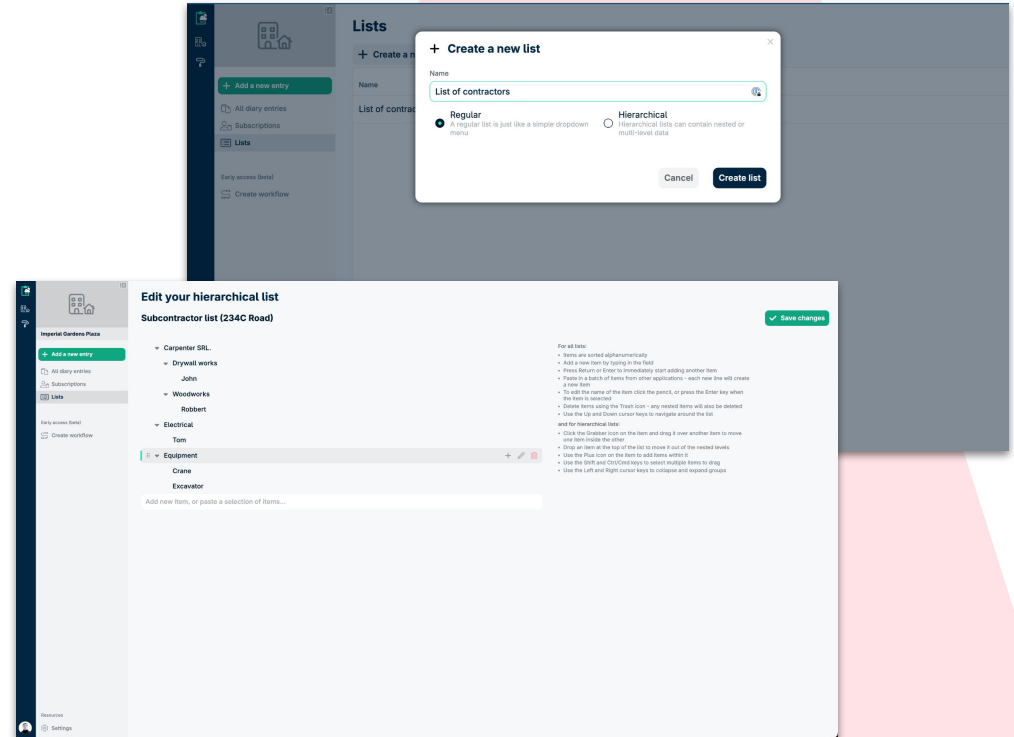
From a simple dropdown of possibilities to nested or multi-level lists, there's something for every use case!

Benefits

Customise your answer with predefined choices to make sure you get streamlined answers.

Web

Mobile



Digital signature

To add another string to our Site Diary bow, we've now made it possible to digitally validate a report. By sending your entries to your client, they will be able to approve the mentioned points via an electronic signature.

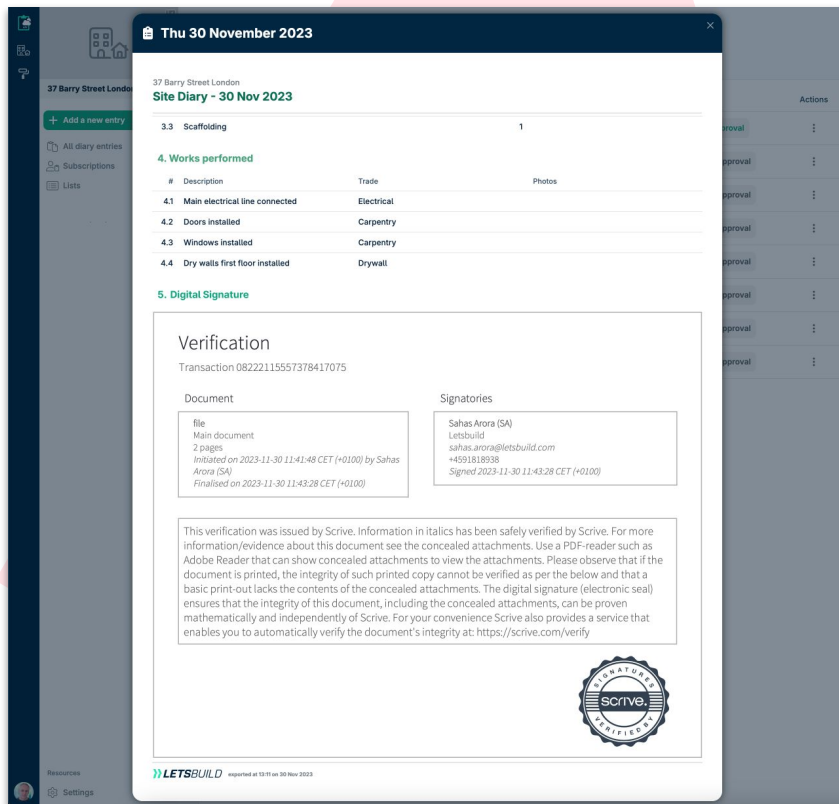
Benefits

Eliminating the need for printing, manual signing, and scanning for archiving.

Available end of December 2023.

Web

Mobile



The screenshot displays the 'Site Diary - 30 Nov 2023' interface. It includes a table of works performed and a digital signature verification section.


#	Description	Trade	Photos
4.1	Main electrical line connected	Electrical	
4.2	Doors installed	Carpentry	
4.3	Windows installed	Carpentry	
4.4	Dry walls first floor installed	Drywall	

5. Digital Signature

Verification
Transaction 08222115557378417075

Document	Signatories
File Main document 2 pages Initiated on 2023-11-30 11:41:48 CET (+0100) by Sahas Arora (SA) Finalised on 2023-11-30 11:43:28 CET (+0100)	Sahas Arora (SA) letsbuild sahas.arora@letsbuild.com +4591818938 Signed 2023-11-30 11:43:28 CET (+0100)

This verification was issued by Scrive. Information in italics has been safely verified by Scrive. For more information/evidence about this document see the concealed attachments. Use a PDF-reader such as Adobe Reader that can show concealed attachments to view the attachments. Please observe that if the document is printed, the integrity of such printed copy cannot be verified as per the below and that a basic print-out lacks the contents of the concealed attachments. The digital signature (electronic seal) ensures that the integrity of this document, including the concealed attachments, can be proven mathematically and independently of Scrive. For your convenience Scrive also provides a service that enables you to automatically verify the document's integrity at: <https://scrive.com/verify>



LETSBUILD reported at 15:11 on 30 Nov 2023

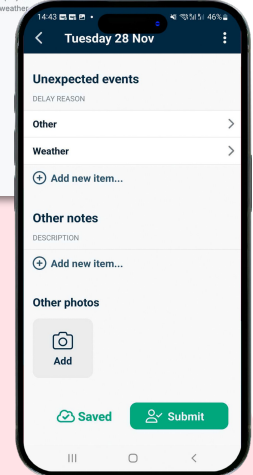
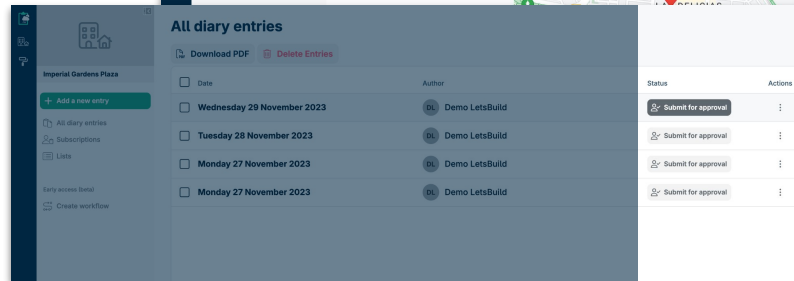
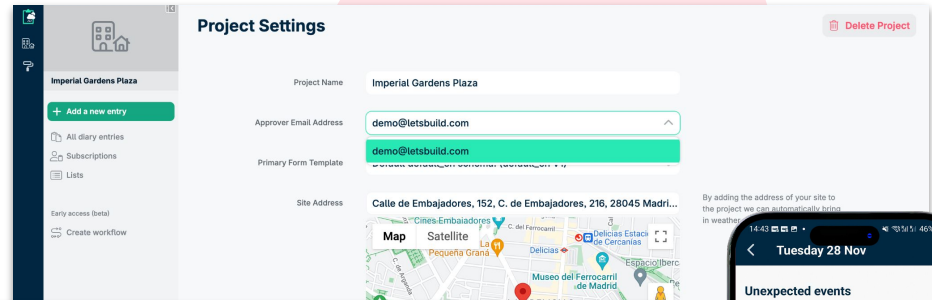


Digital approval

You can now designate who should automatically check each entry before validating it and being able to generate a PDF report of it.

Benefits

This function adds a layer of oversight and control, ensuring entries are reviewed and authorised by a designated individual.



Web

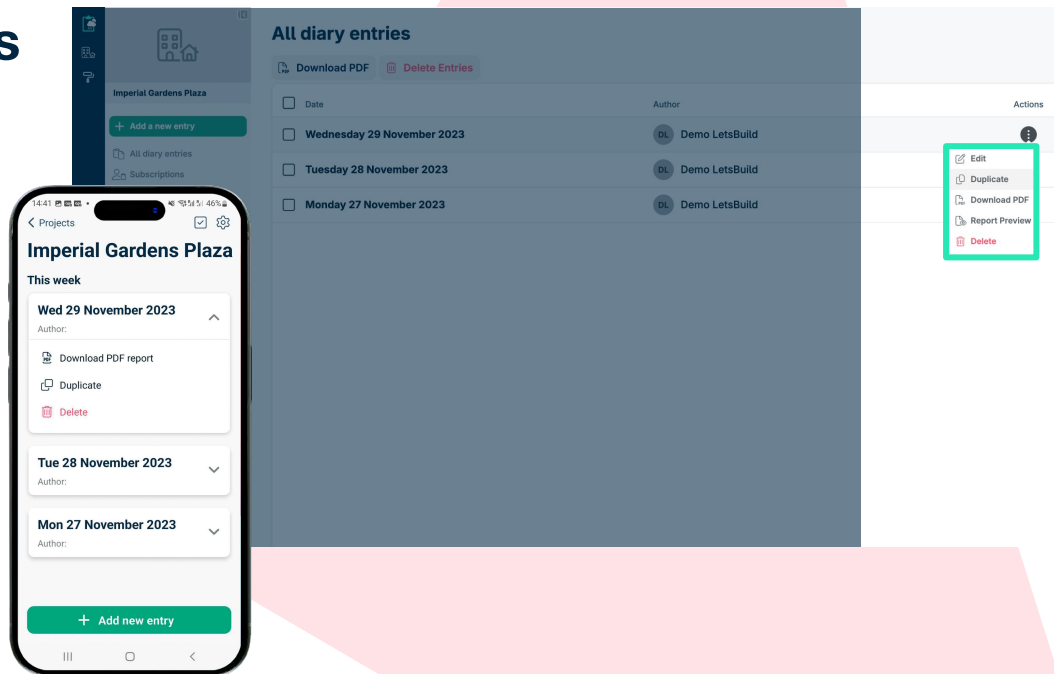
Mobile

Duplicate your entries across different form versions

From one day to the next, there may not be any major changes on your site activity, so why wasting time re-entering the same information as the day before? Just duplicate the previous Site Diary entry!

Benefits

Greater flexibility and efficiency by easily duplicate of entries in various versions of a form template.



Web

Mobile



Preview your report(s)

Enables users to directly review entries without the necessity of downloading them as PDFs.

Benefits

This functionality streamlines the review process by eliminating extra steps, making it quicker and more convenient to access and review information.

Imperial Gardens Plaza
Site Diary - 28 Nov 2023

1. Weather

Conditions	Temperature	Humidity	Wind
PARTLY_CLOUDY_DAY	8°C	87.4%	13.7km/h

2. Manpower used

#	Trade	Quantity used	Notes
2.1	Electrical	3	The electricians worked on wiring installations in Block A.
2.2	Masonry	5	Completed brickwork for the ground floor of Block B.

3. Equipment used

#	Type	Quantity used	Notes
3.1	Scaffolding	1	Used for pulling and securing electrical wiring in Block A.
3.2	Wheel-loader	1	Utilized for finishing touches on the brickwork for the ground floor of Block B.

4. Works performed

#	Work performed	Quantity used	Notes
---	----------------	---------------	-------

LETSBUILD reported at 16:11 on 27 Nov 2023

Web

Mobile



Automated report subscription

Enables you or the relevant stakeholders to receive automated weekly reports from multiple projects, through a subscription service. You can define the frequency, the timing and the specific days for dispatching these reports.

Benefits

Provides regular, automated updates, helping managers stay informed and efficiently monitor progress across different projects.

Web

Mobile

The screenshot displays the 'Subscriptions' management interface. A modal window titled 'Create a new mailout' is open, showing the configuration for a new subscription. The recipients are 'demo@letsbuild.com', 'foreman@letsbuild.com', and 'project.manager@letsbuild.com'. The frequency is set to 'Daily' and the time is '19:00'. The delivery days are 'Mon', 'Tue', 'Wed', 'Thu', and 'Fri'. The modal has 'Cancel' and 'Create subscription' buttons.

Below the modal, the 'Subscriptions' list is visible. It contains three entries:

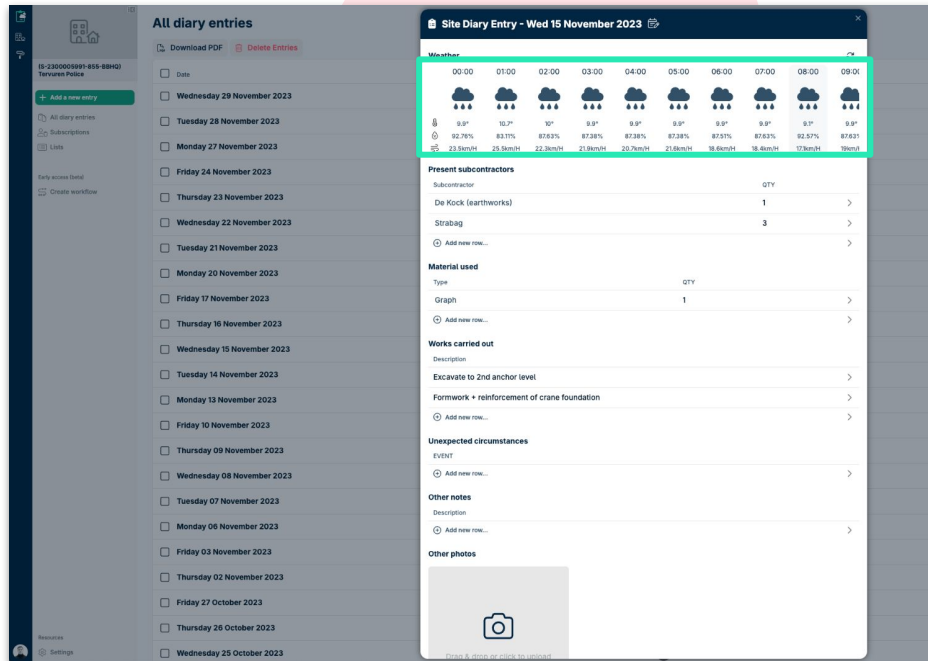
Subscriber	Frequency	Status	Actions
demo@letsbuild.com	every weekday	Subscribed	Unsubscribe
foreman@letsbuild.com	every weekday	Subscribed	Unsubscribe
project.manager@letsbuild.com	every weekday	Subscribed	Unsubscribe

Hourly weather data

Weather information is a key component of LB Site Diary. By viewing weather information in greater detail, we want to give you the possibility to make better decisions and keep track of it in a single place.

Benefits

Provide an hour-by-hour view of the weather, to visualise the different weather trends over the course of a day.



Web

Mobile

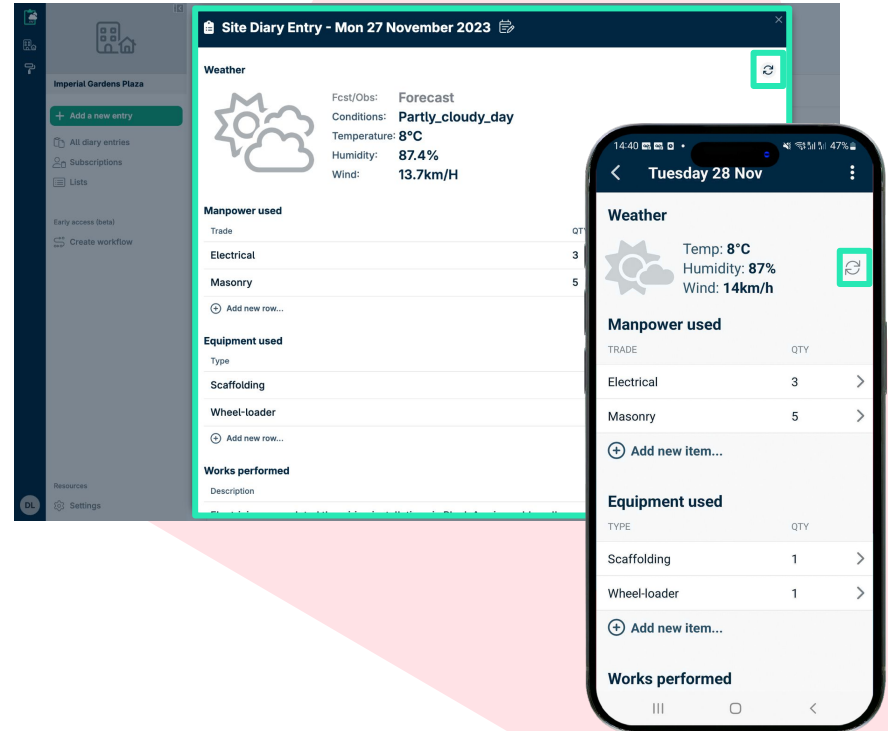


Force the refresh of the weather data

Our application give real-time weather information from various providers. However, weather can change rapidly, so sometimes you may need to bring in new data, right now.

Benefits

One click: ensure you have the most up-to-date data.



Web

Mobile

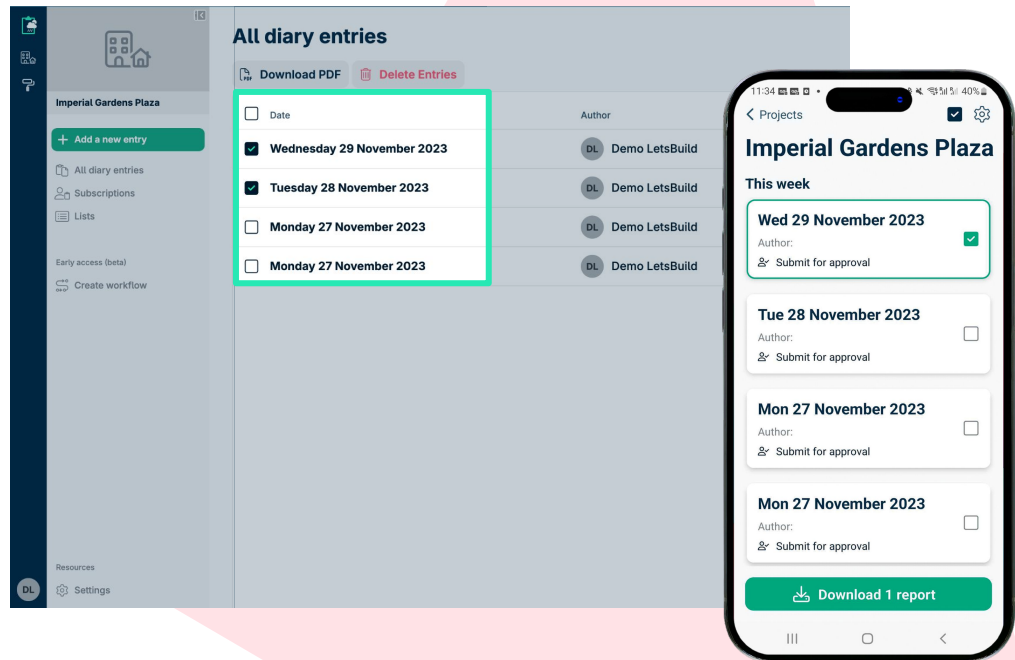


Make bulk changes or edit

You can now work in bulk editing mode, enabling you to select several entries at once and thus download or delete several entries with a single click.

Benefits

Make it more efficient to manage and complete multiple tasks simultaneously.



Web

Mobile

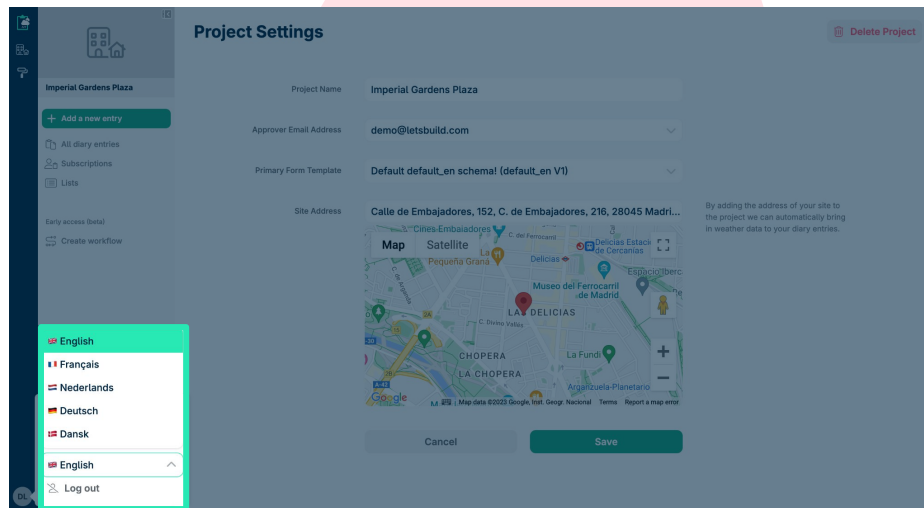


Localised form templates

Report templates are now localised, allowing creation in one of the following local language: English, French, Dutch, Danish and German.

Benefits

Local report templates improves accessibility and usability based on your region.



Web

Mobile

LB Data

How to get the most out of LetsBuild

For **builders**, by **builders**.

Datamarts

The key to successful project management is data. With Datamarts, we provide a way to have the most focused and relevant data from your projects in a single place.

It's a great way to improve your decision-making and optimise what's working well; while stopping what's not working well enough. In short, bringing you closer to achieve efficiency, effectiveness and success.

Benefits

Customise the visualisation of your data in whatever tool you already use (e.g. Power BI).

Web

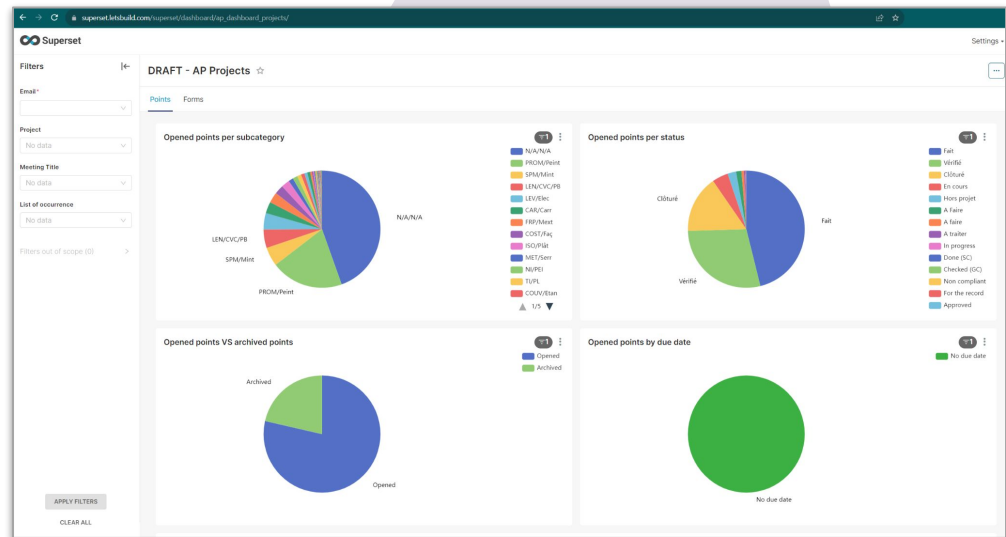
Mobile

LetsBuild usage dashboards

We do not only develop solutions for your third-party tools: we also have our own in-house solutions. With the LetsBuild usage dashboards, you can visualise your project data in the most effective way, without the need to go for complex and expensive IT solutions.

Benefits

Support and secure the success of your project with more insights and a better decision-making.



Web

Mobile

Securing the quality of data

Ensuring the quality of data in construction projects involves implementing rigorous standards for collection, validation checks, and regular cleaning. Robust security measures, comprehensive documentation, and ongoing training contribute to maintaining accuracy.

We have adopted these practices to provide reliable foundation for you to make informed decisions.

Benefits

A lot of behind-the-scenes action to ensure your data is secure and reliable.

Web

Mobile



LetsBuild in 2024

The future of LetsBuild

For **builders**, by **builders**.

Stability & Reliability

We have increased and will continue increasing investment in providing a robust and stable application to complement your business needs. Amongst others, we aim to work with upgrades to key technical services of LB Aproplan, like report generation, mobile synchronisation, general platform infrastructure and more.

Benefits

We want to assure you that our products are able to support you in your business processes.

Release date

Throughout
2024

One product, 5 modules

What it takes to run a successful project? Plan efficiently, check concisely, react quickly.

We want to transform our applications to become a platform that combines these 3 aspects in the same place, with the same login and the same interface. Let's take a closer look at each module of our future Toolbelt!

Benefits

One seamless platform with multiple modules and use case around planning, reacting and complying.

Release date

H2 2024



Module 1: Snagging

Let's start with the most important: your LB Aproplan application won't disappear - not at all! We're going to strengthen it and make it the heart of our toolbelt. You'll be able to use this module, and only this module, if you're not interested in the rest of our toolbelt package.

Benefits

Make defect management with on-plan pins as easy as possible. As a standalone, or directly linked to your other activities: planning, inspection & reporting.

Release date

Live

The screenshot displays the 'Active snags' section of the LetsBuild software. The interface includes a sidebar with navigation options like 'Entire project', 'Masterplan', '3-6 week plan', 'Snagging', 'To do snags', 'Fixed snags', 'Checklists', 'Active forms', 'Assigned to me', 'My custom list', 'Site Diary', 'Latest entry', and 'Generate report'. The main area shows a table of snagging results with columns for Status, Category, Subject, Room, Start date, Due date, In charge, and Author. The results are categorized into 'Reported', 'Verified (12)', and 'In progress'.

Status	Category	Subject	Room	Start date	Due date	In charge	Author
Reported	0.3 Working at a height	Broken window	Living room	03/01/2023	01/02/2023	Foreman	Cat Descure
Reported	0.3 Working at a height	Missing electrical wires	Kitchen	02/01/2023	01/02/2023	Subbie	Nathan Barry
Reported	5.4 Signposts and pictograms	Damaged surface finishing	Kitchen	05/01/2023	01/02/2023	Foreman	Lars Jacobson
Reported	2.8 Facade cladding - Plaster - Stone	Reduce slab by 20cm	Kitchen	07/01/2023	01/02/2023	Foreman	Erick Guerra
Reported	0.3 Working at a height	Missing electrical wires	-	05/01/2023	01/02/2023	Subbie	Marion Raven
Reported	2.33 Concreting	Damaged surface finishing	Living room	04/01/2023	01/02/2023	Foreman	Jo Williams
Verified (12)							
In progress							
In progress	0.5 Scaffolds	No scaffolds	-	12/01/2023	01/02/2023	Architect	Nathan Barry
In progress	0.5 Scaffolds	Bad scaf	-	02/01/2023	01/02/2023	Subbie	Erick Guerra
In progress	0.5 Scaffolds	Bad scaf	-	05/01/2023	01/02/2023	Foreman	Nathan Barry
In progress	2.33 Concreting	Damaged surface finishing	Living room	9/01/2023	01/02/2023	Architect	Marion Raven
In progress	2.8 Facade cladding - Plaster - Stone	Reduce slab by 20cm	Kitchen	04/01/2023	01/02/2023	Foreman	Marion Raven
In progress	2.3 Category name	HVAC hose not connected to the grid	Main bedroom	06/01/2023	01/02/2023	Subbie	Lars Jacobson
In progress	2.8 Facade cladding - Plaster - Stone	Reduce slab by 20cm	Kitchen	08/01/2023	01/02/2023	Subbie	Jo Williams
In progress	2.33 Concreting	Damaged surface finishing	Living room	02/01/2023	01/02/2023	Architect	Bob Leung
In progress	5.4 Signposts and	HVAC hose not	Main bedroom	04/01/2023	01/02/2023	Foreman	Nathan Barry

Module 2: Checklists

The second key module of our Toolbelt: our checklists ensures you to be fully compliant with quality, safety and environmental standards. Meet the requirements, and ensure every work is done at the expected quality level.

Currently built inside LB Aproplan, it will soon be available as a standalone product.

Benefits

Plan your inspections, reduce the risks, level up your game.

Release date

Live

Q2 2024

Standalone product

Month	Date	Status	Name	Task	Responsible	Problems
Delayed	01/09/2022	AWAITING FINAL	BIMy / On-site Underground parking Inspection	Car park A	Nathan Barry	
	03/10/2022	AWAITING FINAL	BIMy / On-site Underground parking Inspection	+ Add to task	Cat Descure	
	02/12/2022	AWAITING FINAL	BIMy / On-site Underground parking Inspection	Car park B	Nathan Barry	
January	05/12/2022	AWAITING FINAL	BIMy / On-site Underground parking Inspection	+ Add to task	Lars Jacobsor	
	02/01/2022	NOT FINISHED	BIMy / On-site Building access Inspection	+ Add to task	Erick Guerra	1 2
	05/01/2022	NOT FINISHED	BIMy / On-site Building access Inspection	Building A	Jo Williams	
February	14/01/2022	NOT FINISHED	BIMy / On-site Building access Inspection	Building B	Jo Williams	1 1
	01/02/2023	NOT FINISHED	BIMy / On-site Building access Inspection	Building C	Nathan Barry	1 3
	08/02/2023	DONE	BIMy (Room 1)	Room 1	Nathan Barry	
March	12/02/2023	DONE	BIMy (Room 2)	+ Add to task	Nathan Barry	
	26/02/2023	DONE	BIMy (Room 3)	+ Add to task	Erick Guerra	
	01/03/2023	STARTED	BIMy (Room 4)	+ Add to task	Nathan Barry	1 1
Upcoming <small>(triggered by the completion of their tasks)</small>	09/03/2023	STARTED	BIMy (Room 5)	Room 5	Marion Raven	1 2
	14/03/2023	STARTED	BIMy (Room 6)	Room 6	Marion Raven	
	-	TO DO	Audit checklist	Install Heating Pipes	Lars Jacobsor	
	-	TO DO	Audit checklist	Tile Bathrooms	Jo Williams	
-	TO DO	Audit checklist	Plastering - Final Skim	Bob Leung		
-	TO DO	Audit checklist	Install Heating Pipes	Nathan Barry		

Module 3: Site Diary

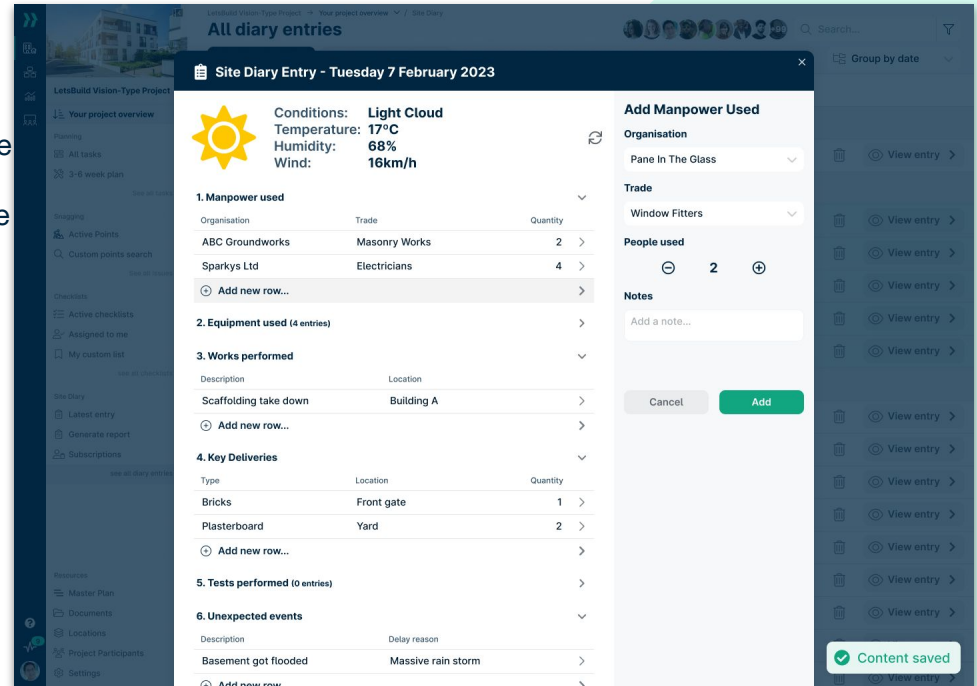
Keep a standardised record of what happens on your site every day: the number of people, the work carried out and the equipment used. A delay? Explain why, and save it!

Benefits

Your standardised site log in the same place as the rest of your project information.

Release date

Q2 2024



Cross-module: Documents

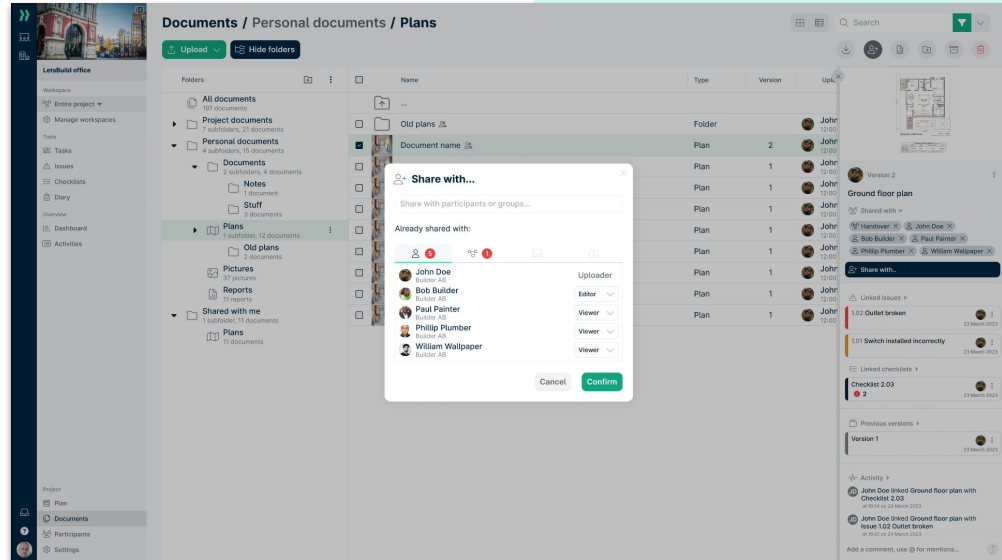
Have a smoother experience when managing documents and defining who to share with or in which workspaces they should be available in. On top of that, you will experience some significant performance improvements, be able to bulk archive documents, enhanced sorting options, availability of documents in other product modules & more.

Benefits

An improved document management interface.

Release date

Q3 2024



Cross-module: Participants

Have an easy time managing project participants & access rights in bulk: make multiple changes to list access rights, manage your participants across modules, and benefit from more effective (and revamped!) data protection.

Benefits

Reduce the admin burden and time consumed in managing project participants.

Release date

Q3 2024



Module 4: Planning

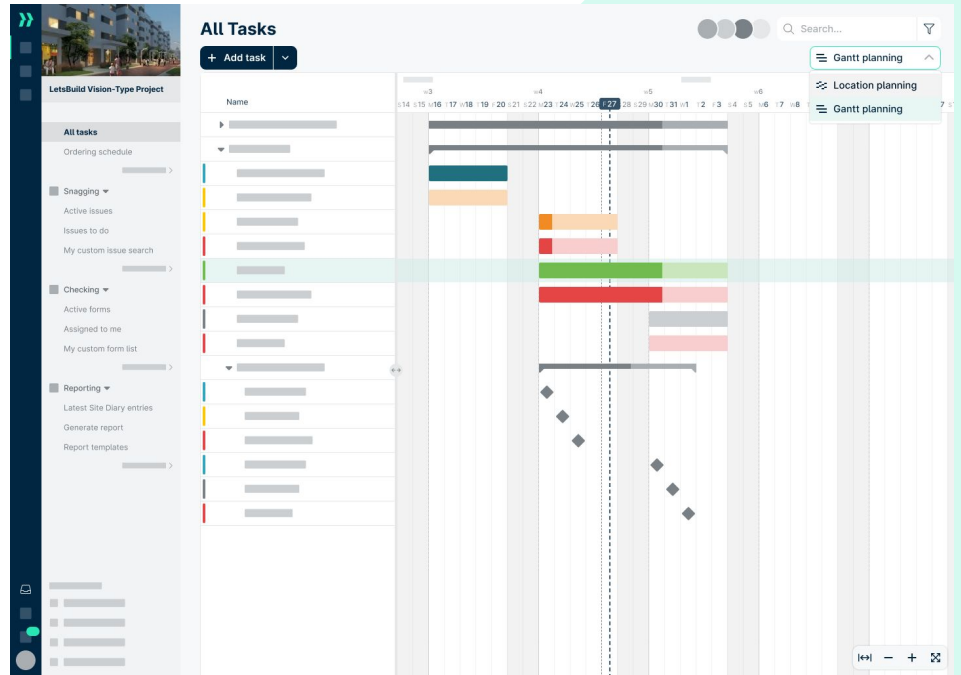
Start with your Masterplan from your MSP / Asta or P6 file, and bring it to life. Break down each milestone into several tasks, and make your teams accountable of keeping your schedule up to date.

Benefits

Our second application, LB Geniebelt, available inside LB Aproplan!

Release date

Q3 2024



Module 5: Coordination

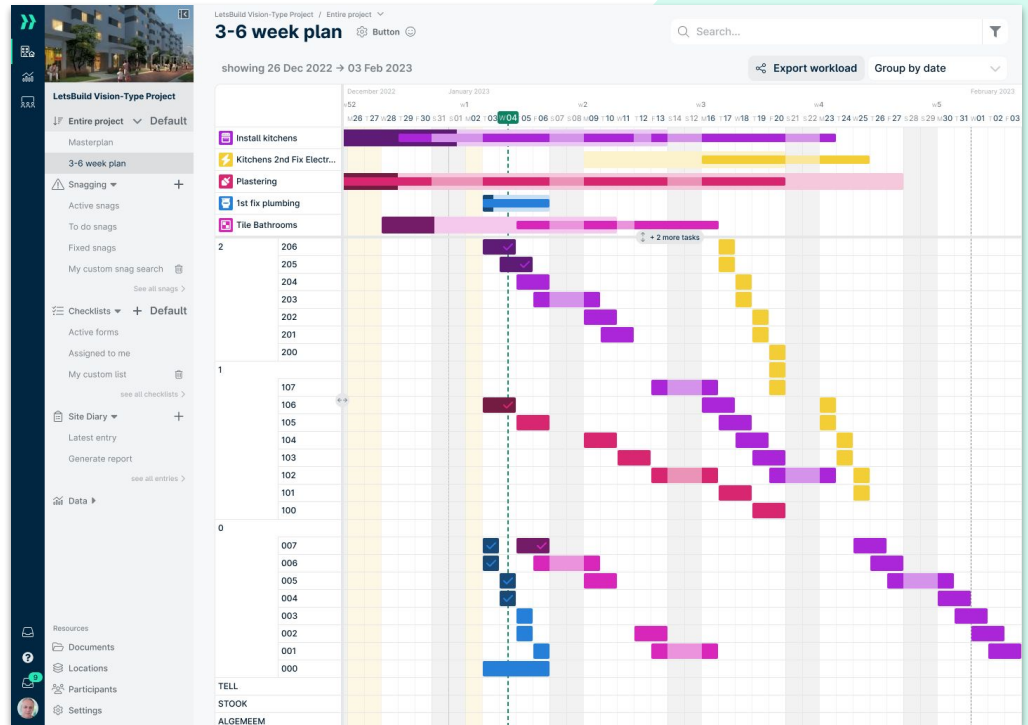
Turning short-term planning into child's play. Visually highlight the best optimisation for each trades and quickly create task sheets for your subcontractors.

Benefits

Break down your project milestones into blocks of weeks by location and trades.

Release date

Q1 2024





THANK YOU!

For builders, by builders.

